

GENERAL CATALOGUE

Portfolio

aluminum center is an egyptian based started its activity with aluminium applications in architecture and construction field they represent and cooperate with several firms in field of aluminium business including aluminium fabrication machinery, accessories and hardware for architectural appliccations and different aluminium systems varying from windows and doors , up to facades and solar protection



Our goal is to supply our clients with whatever is needed to apply our aluminium systems in the building construction .we are specialized in supplying all required machinery, equipments , dies , punches , hardware and fittings for our aluminium systems .

we offer a wide range of products to local market and neighbouring countries . our product range includes windows and doors , partition systems , different facade solutions and the related integrated accessories

we partner with our customers with value added services which means that with the help of our specialized team of engineers , we provide our clients with technical support to assist them in improving their product is quality

we are committed to innovative and creative product design to fulfill all architectural requirements. our products can meet the most exacting engineering and technical standards while overcoming sophisticated design challenges

Table of contents :

Technical specifications

Materials :

All aluminium profiles are from extruded aluminium alloy 6063 according to American standards ASTM B 221 (B221M) - 02 – 2004 or German standards (DIN 1748 PART 1)

Alloy components :

- Silicon : 0.2 – 0.6 %
- Iron : 0.35 %
- Manganese : 0.10 %
- Magnesium : 0.45 – 0.9 %
- Copper : 0.1 %
- Chromium : 0.1 %
- Zinc : 0.1 %
- Titanium : 0.05 – 0.1 %
- Aluminium : All the rest

Finish :

All exposed surfaces of the aluminium profiles is treated either by anodizing treatment (according to DIN 17611) or by electrostatic powder coating to meet international standards.

Anodizing treatment according to DIN 17611 with thickness from 16 to 20 micron according to next standards :

- Abrasion A.S.T.M. D – 968 – 72
- Acid A.S.T.M. D – 3260 – 73
- Detergent A. S. T.M. D – 2248 – 73

Electrostatic powder coating according to RAL Specifications with thickness more than 70 micron

Technical Features :

- In all systems there are varieties available in types and dimensions .
- Tolerances in weights and dimensions are according to standard ANSI H 35.2 TABLE5 OR (DIN 1748)
- The profile provide a large range of infill types and measures , due to the availability of different profile types and a wide range of gaskets sizes.
- Glazing gaskets inside and outside of E.P.D.M. all – around ,gasket profiles visually are in the same level inside and outside to enhance the gasket visibility.
- General compatibility of profiles , accessories and gaskets to hence fewer system accessories ad reduced warehouse inventory.
- Charts are available for each system and its profiles indicate allowable wing sizes and the right profile regarding the effective moment of inertia , wind load and window is type to guarantee resistance avoiding any deformation grater than 1/200 of window span under load up to 500 pascal , charts for curtain wall systems as per DIN 18056.
- Water infiltration is confirms to international standards , with no penetration up to 10.0 psf and not grater than 1.5 cubic meter per hour per meter length of opening joint at pressure 100 N/ M2.

LEG 304

Hinged system 45 mm.

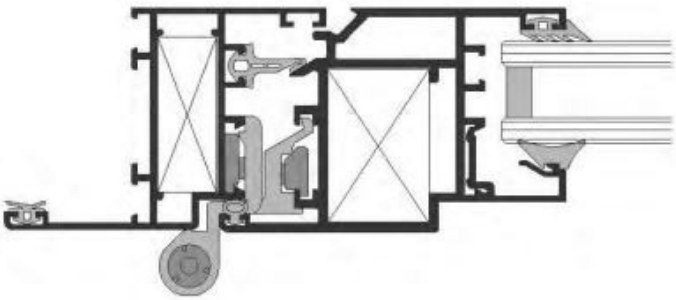

Technical Characterestics :

Frame	Depth	45 mm – to – 120 mm
	Height	46 mm – to – 116 mm
Sash	Depth	45 mm – to – 52 mm
	Height	64 mm – to – 100 mm
Max Glass Thickness	Up to 44 mm	
Max sash weight	Up to 110 kg	
Sealing Type	EPDM gasket with central gasket	

Complies with Euopean norm Hen 1435-1 :

Air permability	(class 4) up to 600 pa
Water tightness	(class E900) up to 900 pa
Resistance to wind load	(class C4) up to 1600 pa

- Used for doors and windows with medium to large openings.
- Afull range of accessories available for the various types of door and window openings
- Wide variety of frames and sashes .
- Wide range of locking systems and multi locking points.
- All accessories can be adjusted and fixed with set screws .

EUROPEAN CERTIFYING ORGANIZATION S.P.A.
NOTIFIED TESTING LABORATORY N. 0714
FOR REGULATION (EU) No 305/2011

CLASSIFICATION ASSESSMENT
N. 0714-CPR-1288 DATED AUGUST, 05 2015

In compliance with Regulation (EU) No. 305/2011 of the European Parliament and of the Council of 9 March 2011, that replaces Council Directive 89/106/EEC and lays down conditions for the placing or making available on the market of construction products by establishing harmonised rules on how to express their performance in relation to their essential characteristics and taking account of the horizontal legal framework for the marketing of products in the internal market, established by Regulation (EC) No. 765/2008 of the European Parliament and of the Council of 9 July 2008 setting out the requirements for accreditation and market surveillance relating to the marketing of products, as well as by Decision No. 768/2008/EC of the European Parliament and of the Council of 9 July 2008 on a common framework for the marketing of products,
and in compliance with hEN 14351-1:2006 – A1:2010 Windows and doors - Product standard, performance characteristics - Part 1: Windows and external pedestrian doorsets without resistance to fire and/or smoke leakage characteristics, which is currently in force.
European Certifying Organization S.p.A., notified laboratory NB 0714, carried out the following:

type-testing

for the determination of the essential characteristics

Air Permeability – Water tightness – Resistance to Wind Load

on the below mentioned external pedestrian doorset without resistance to fire and/or smoke leakage characteristics
In compliance with EN 12207:1999, EN 12208:1999, EN 12210:1999 - Classification,
EN 1026:2000, EN 1027:2000, EN 12211:2000 – Tests and calculations
System of assessment and verification of constancy of performance 3

The specimen, as provided by the Manufacturer, was identified as follows:

DESCRIPTION OF THE PRODUCT

Type:	Single hinged window, inward opening.
Model:	SONATA 45
	Width= 800 mm, Height = 1,200 mm, Thickness = 53 mm
Fabrication number:	-
Date of fabrication:	2015

Taking into account the documentation submitted by the Manufacturer and on the basis of the results of the type-testing carried out, as described in the laboratory report ECO CP0025/1, dated August, 05 2015, in accordance with Annex ZA of hEN 14351-1:2006 – A1:2010 and with the EN 12207:1999, EN 12208:1999 and EN 12210:1999 classification, to the specimen, as previously identified.

THE FOLLOWING CLASSIFICATION IS AWARDED

AIR PERMEABILITY:	**CLASS 4**
WATERTIGHTNESS:	**CLASS E900**
RESISTANCE TO WIND LOAD:	**CLASS C4**

The results refer only to the specimen that has been provided by the Manufacturer and submitted to type-testing listed above.
This classification assessment consists of 1 page and its reproduction is permitted in full only.

Faenza, August, 05, 2015

The undersigned ECO Certificazioni S.p.A. [illegible]
Eng. Gianluca Cam[illegible] Via Mengolina, 33
FAENZA (RA)

ECO CERTIFICAZIONI S.p.A. - ITALY - www.eco-cert.it

ECO Certificazioni S.p.A. - Via Mengolina, 33
48018 Faenza (RA) - ITALY
Tel. +39 0546 624911 - Fax +39 0546 624922
E-mail: info@eco-cert.it - www.ecocertificazioni.eu

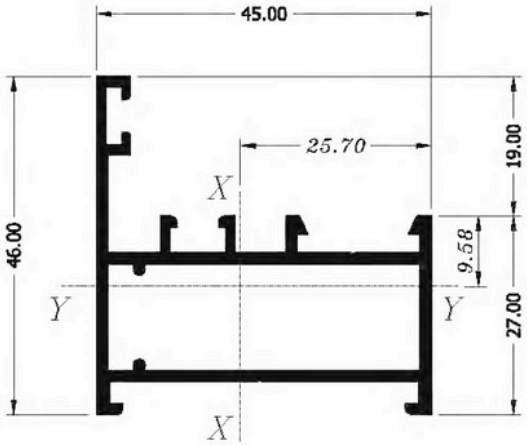

LEG 304 - 01

0.764 Kg./ml.

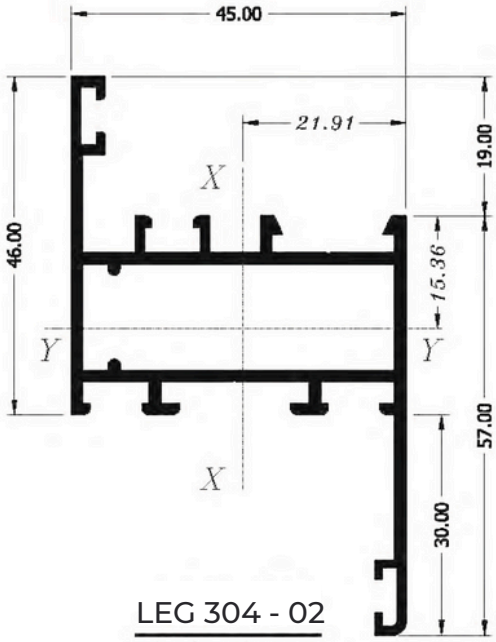

LEG 304 - 02

0.966 Kg./ml.

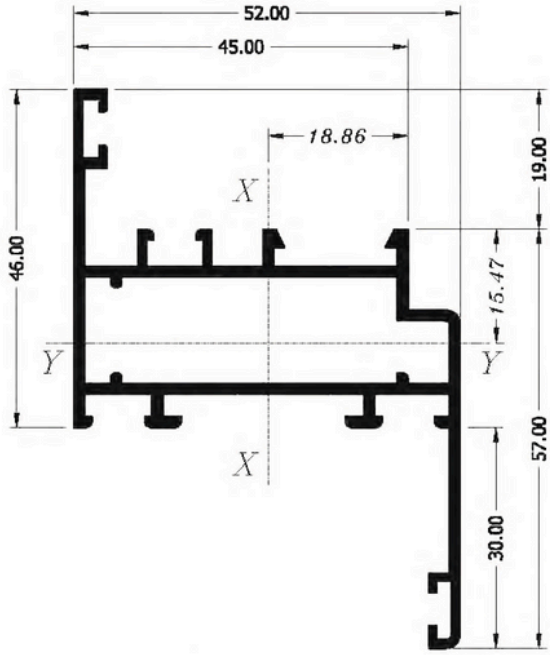

LEG 304 - 03

1.018 Kg./ml.

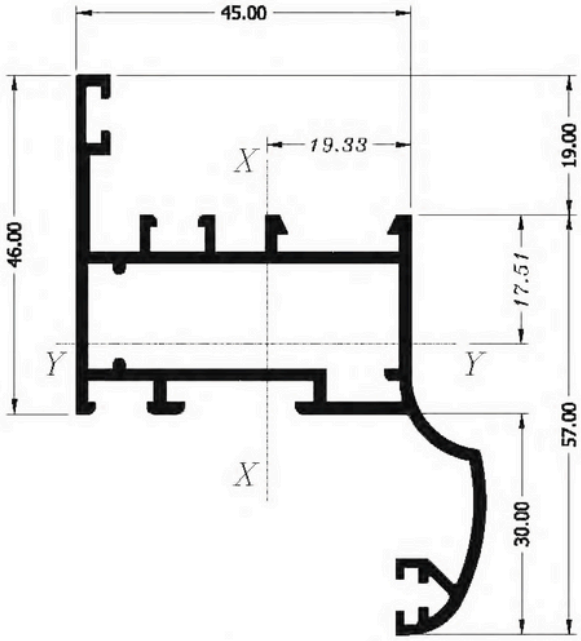

LEG 304 - 04

1.040 Kg./ml.

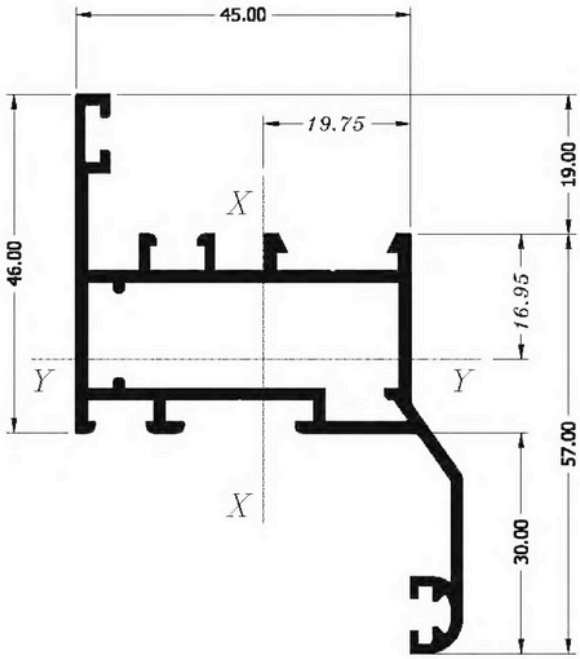

LEG 304 - 05

1.015 Kg./ml.

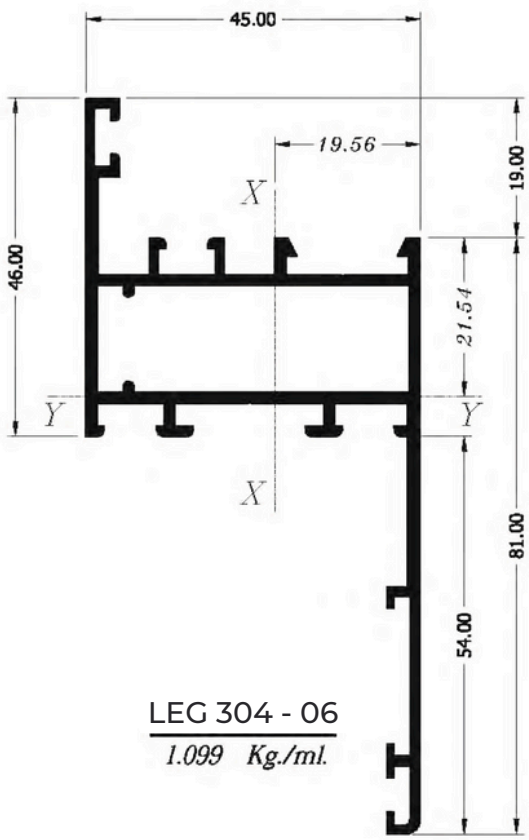

LEG 304 - 06

1.099 Kg./ml.

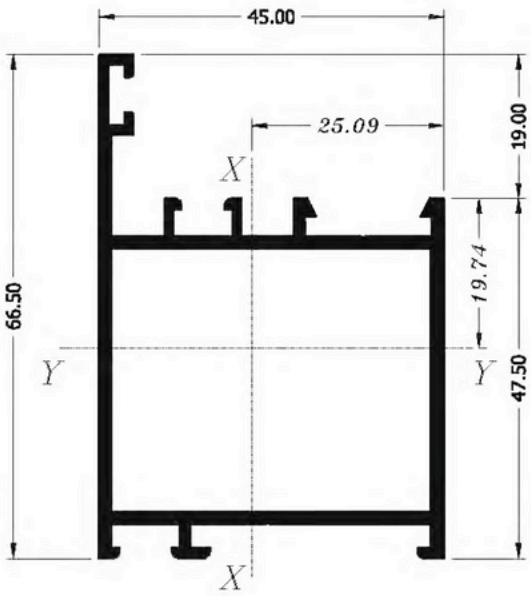

LEG 304 - 07

1.042 Kg./ml.

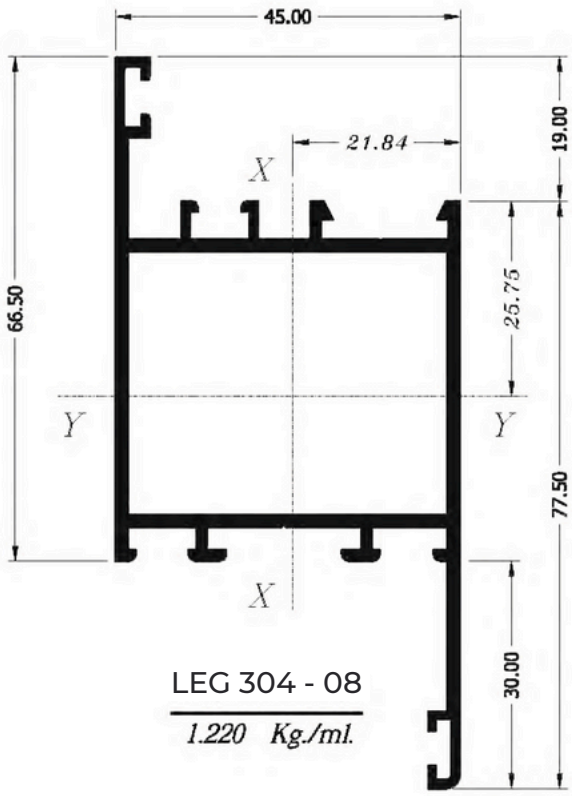

LEG 304 - 08

1.220 Kg./ml.

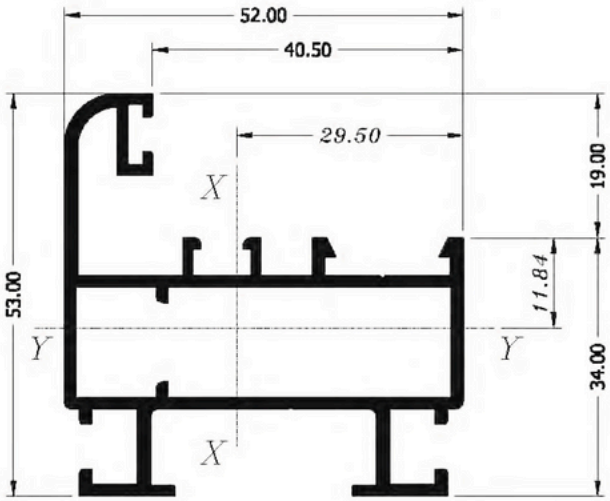

LEG 304 - 09

1.064 Kg./ml.

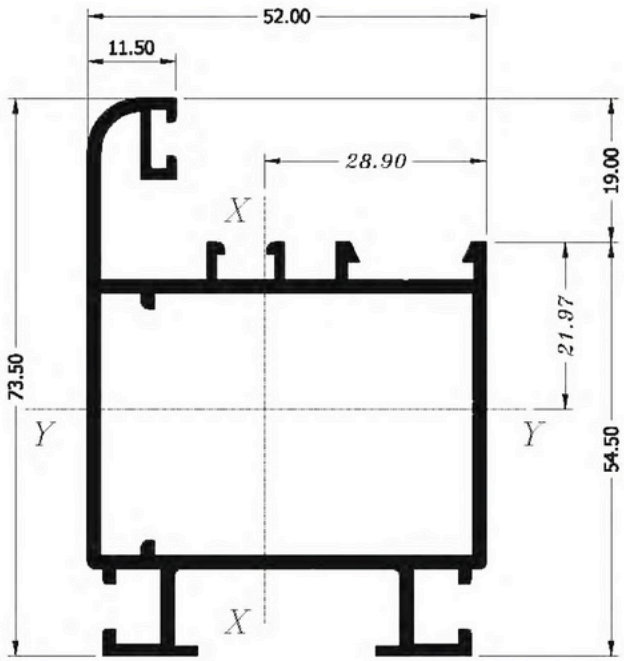

LEG 304 - 10

1.320 Kg./ml.

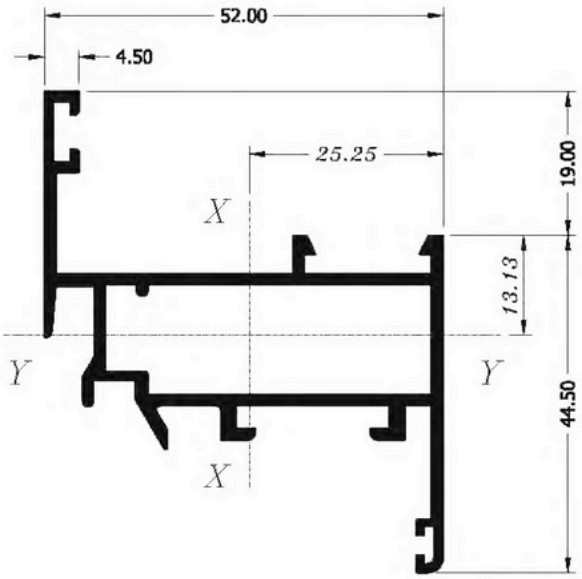

LEG 304 - 11

0.929 Kg./ml.

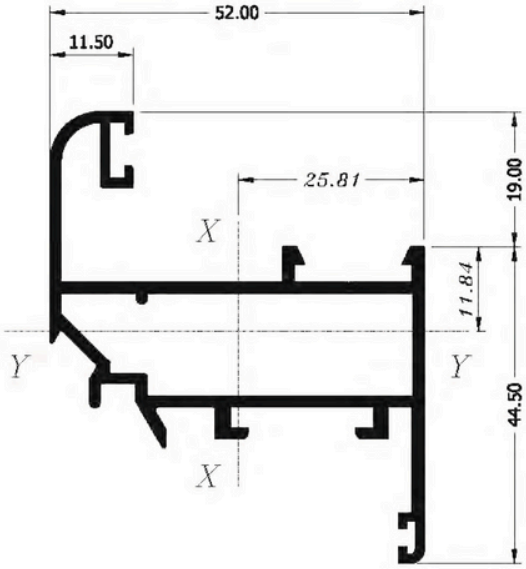

LEG 304 - 12

0.986 Kg./ml.

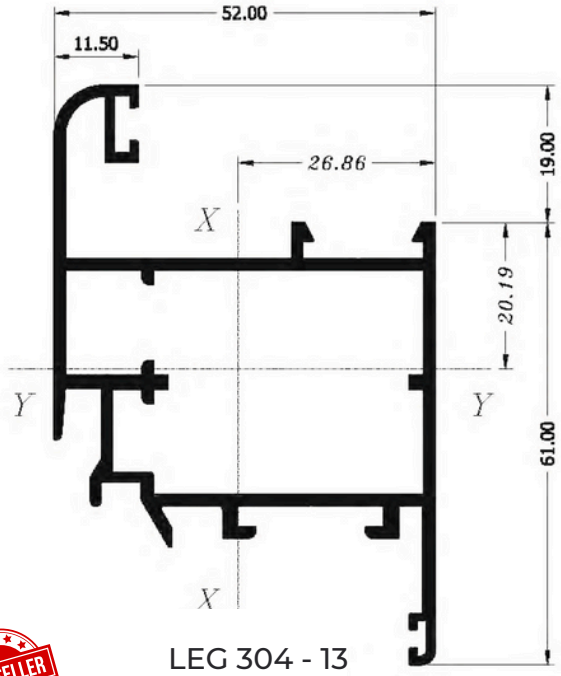

BEST SELLER

LEG 304 - 13

1.223 Kg./ml.

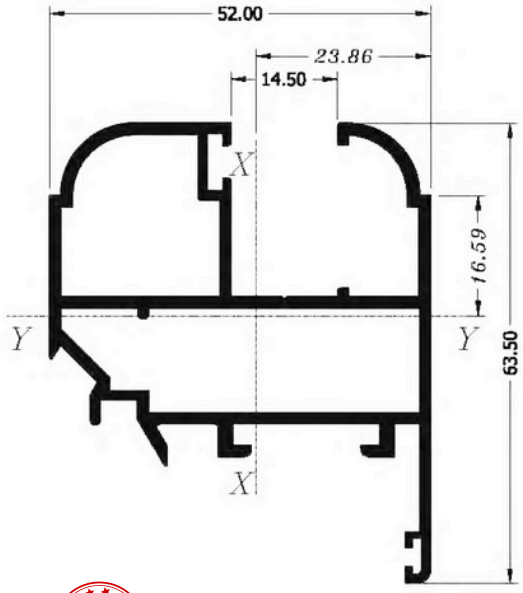

BEST SELLER

LEG 304 - 14

1.177 Kg./ml.

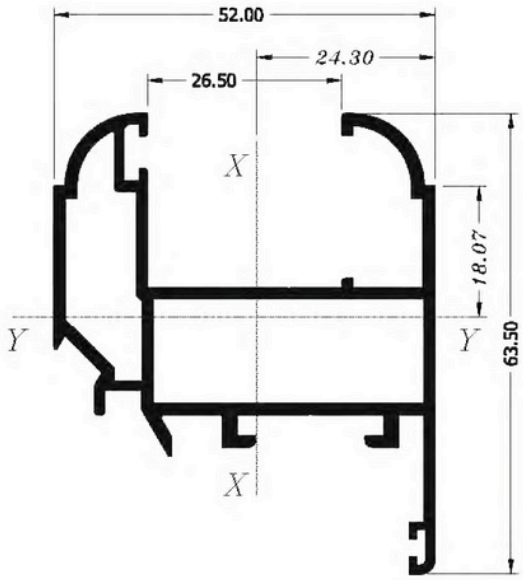

BEST SELLER

LEG 304 - 15

1.126 Kg./ml.

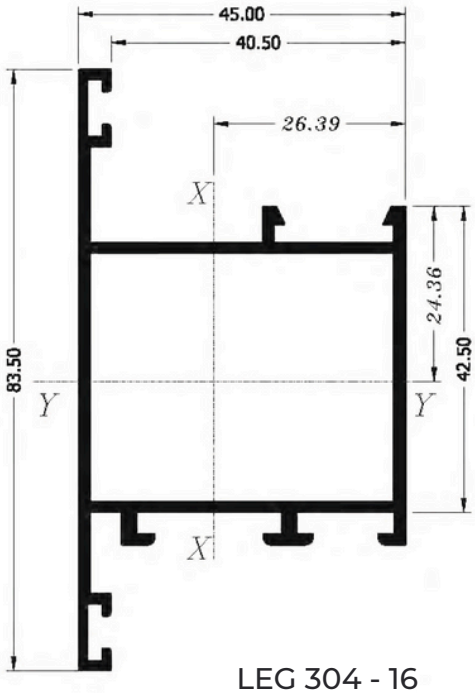

LEG 304 - 16

1.064 Kg./ml.

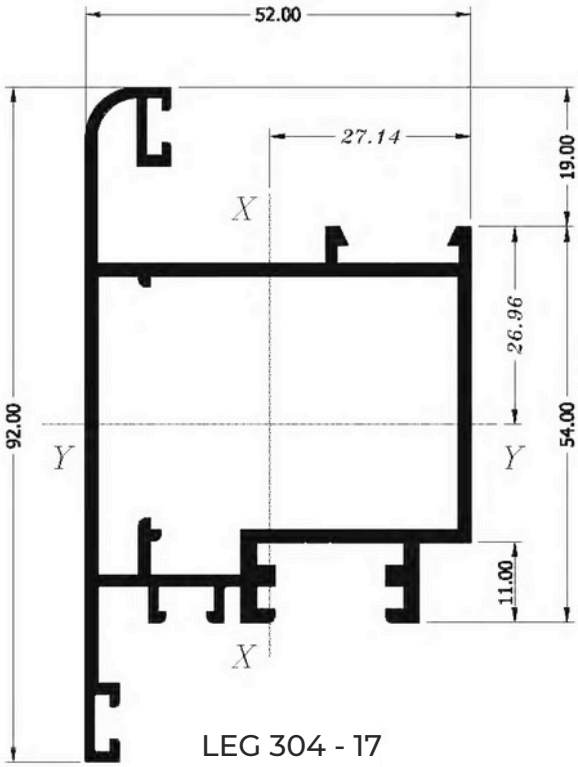

LEG 304 - 17

1.438 Kg./ml.

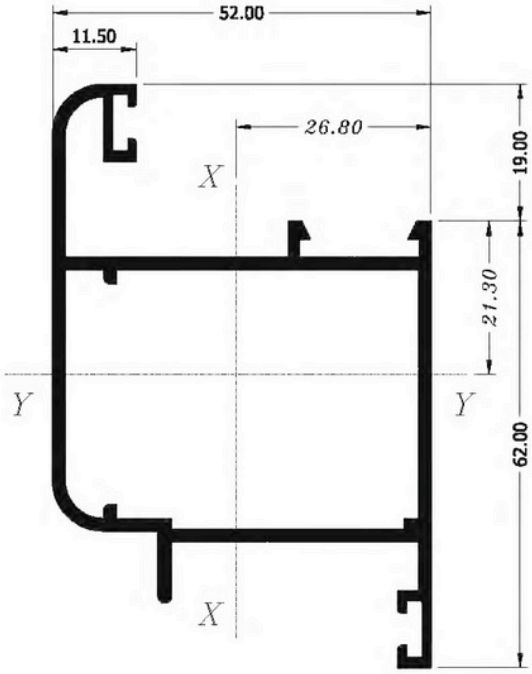

LEG 304 - 18

1.210 Kg./ml.

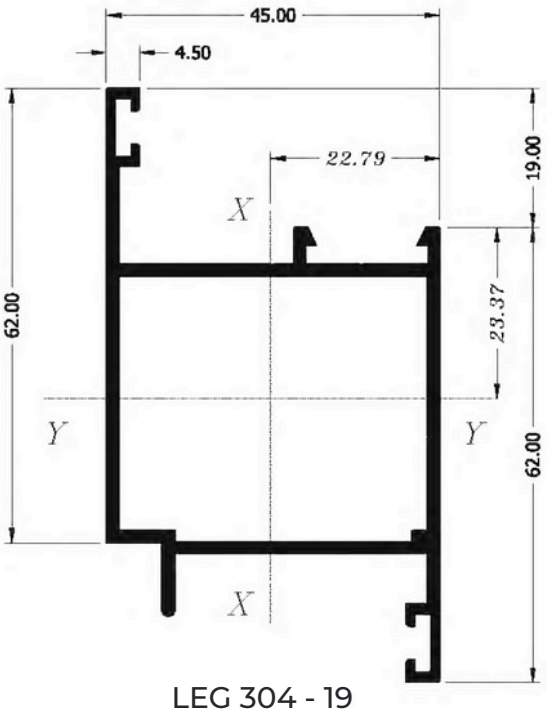

LEG 304 - 19

1.080 Kg./ml.

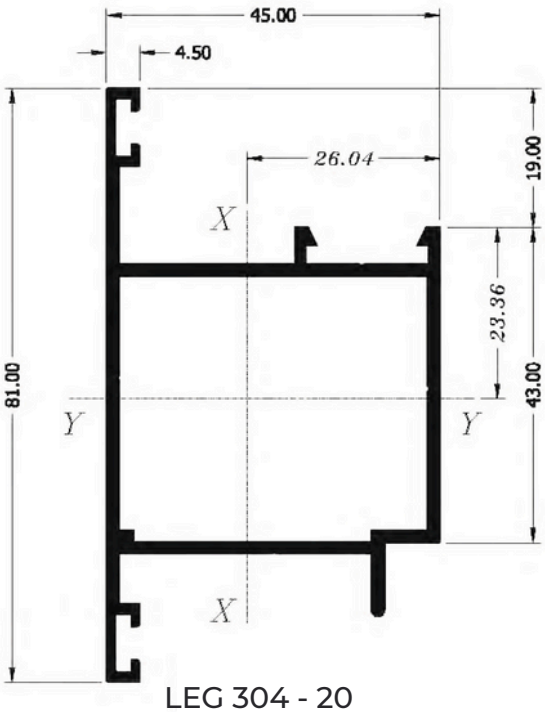

LEG 304 - 20

1.080 Kg./ml.

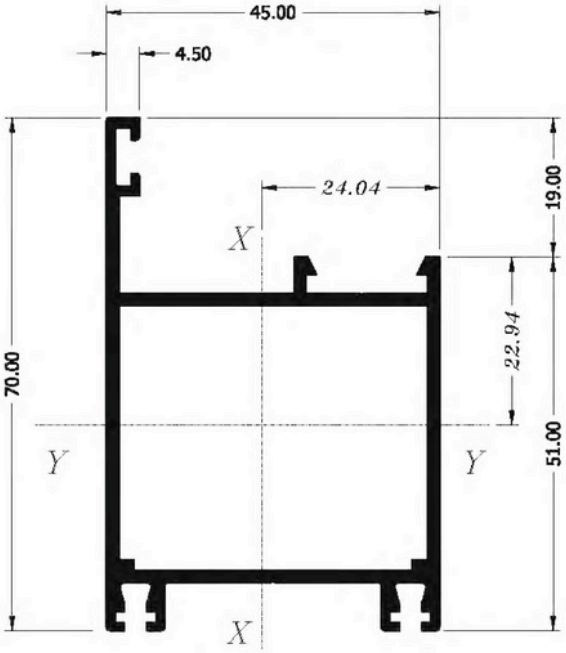

LEG 304 - 21

1.086 Kg./ml.

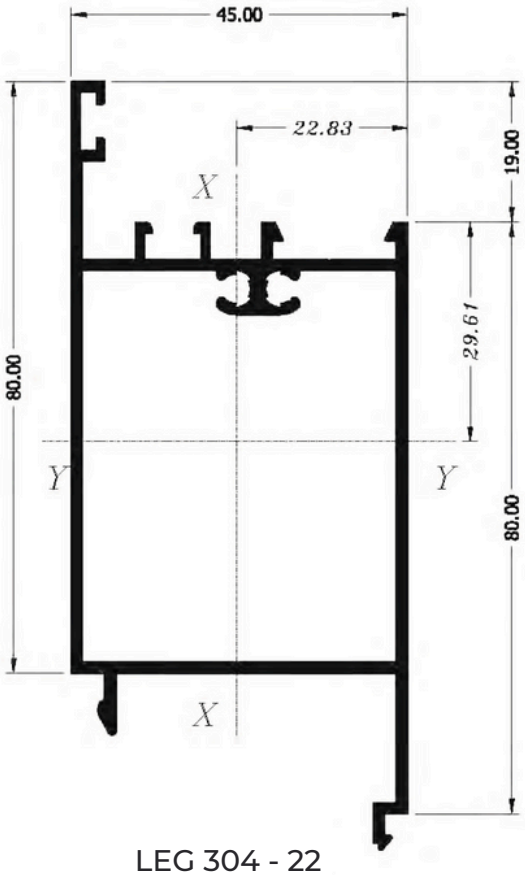

LEG 304 - 22

1.242 Kg./ml.

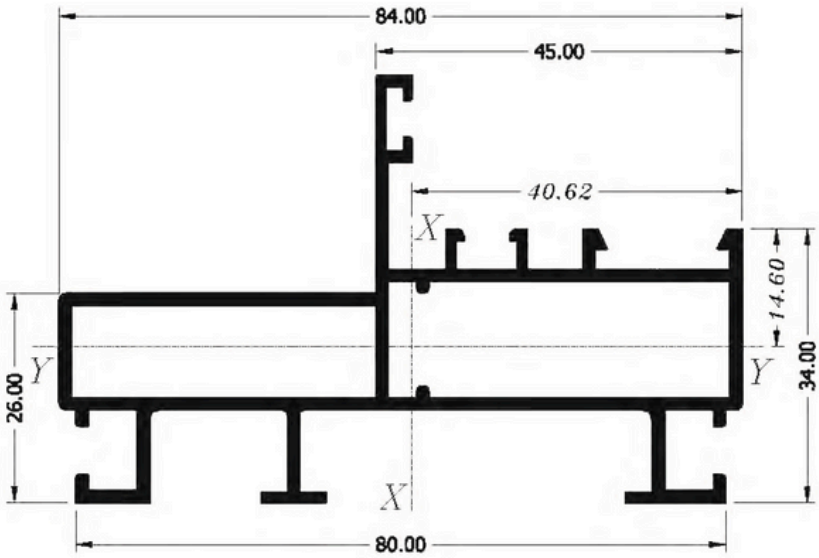

LEG 304 - 23

1.345 Kg./ml.

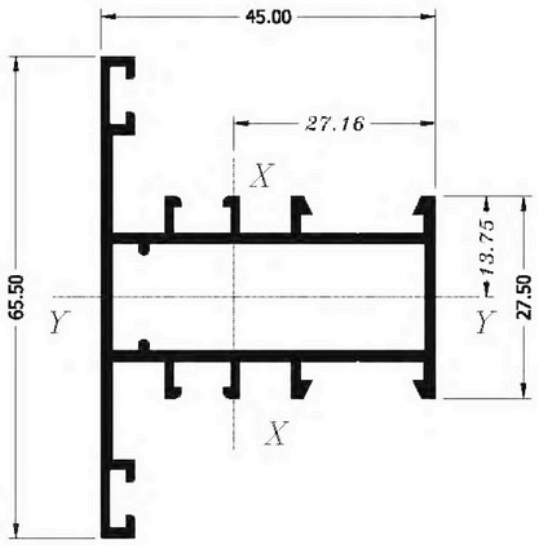

LEG 304 - 24

0.926 Kg./ml.

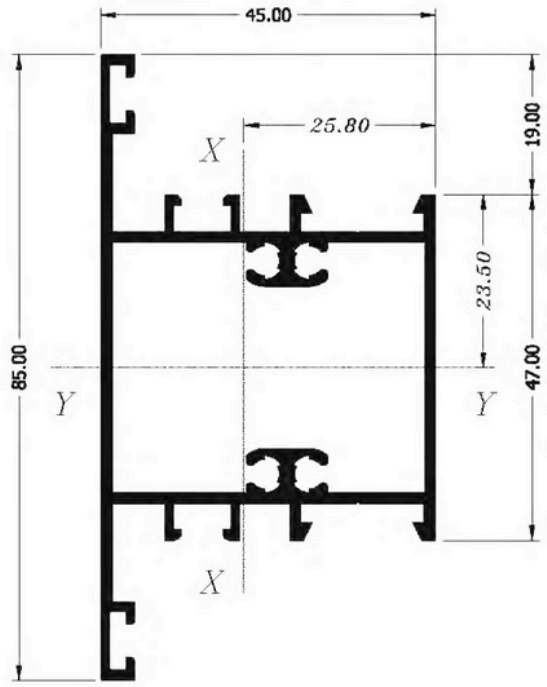

LEG 304 - 26

1.242 Kg./ml.

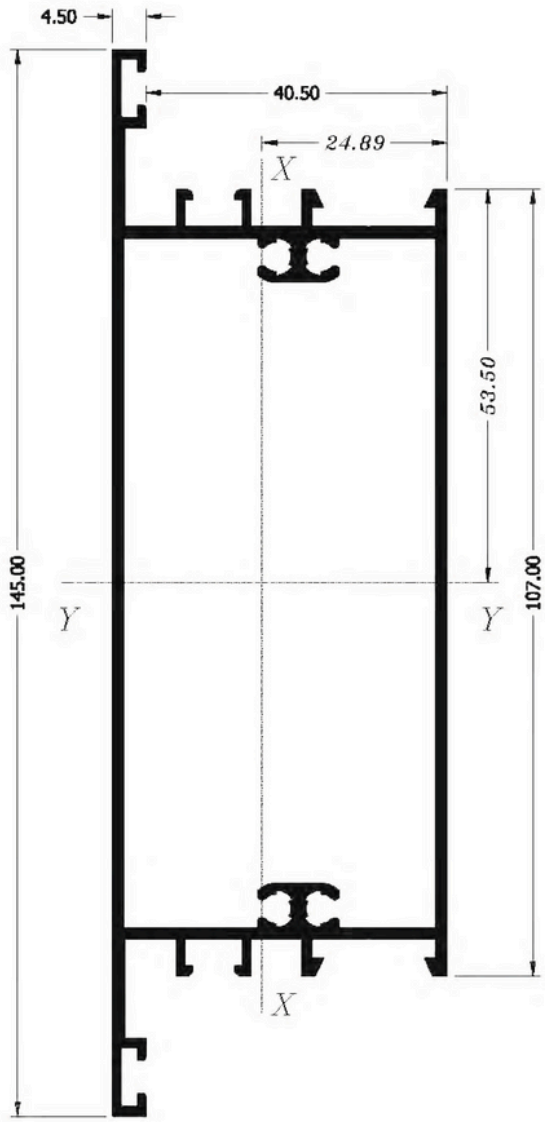

LEG 304 - 25

1.890 Kg./ml.

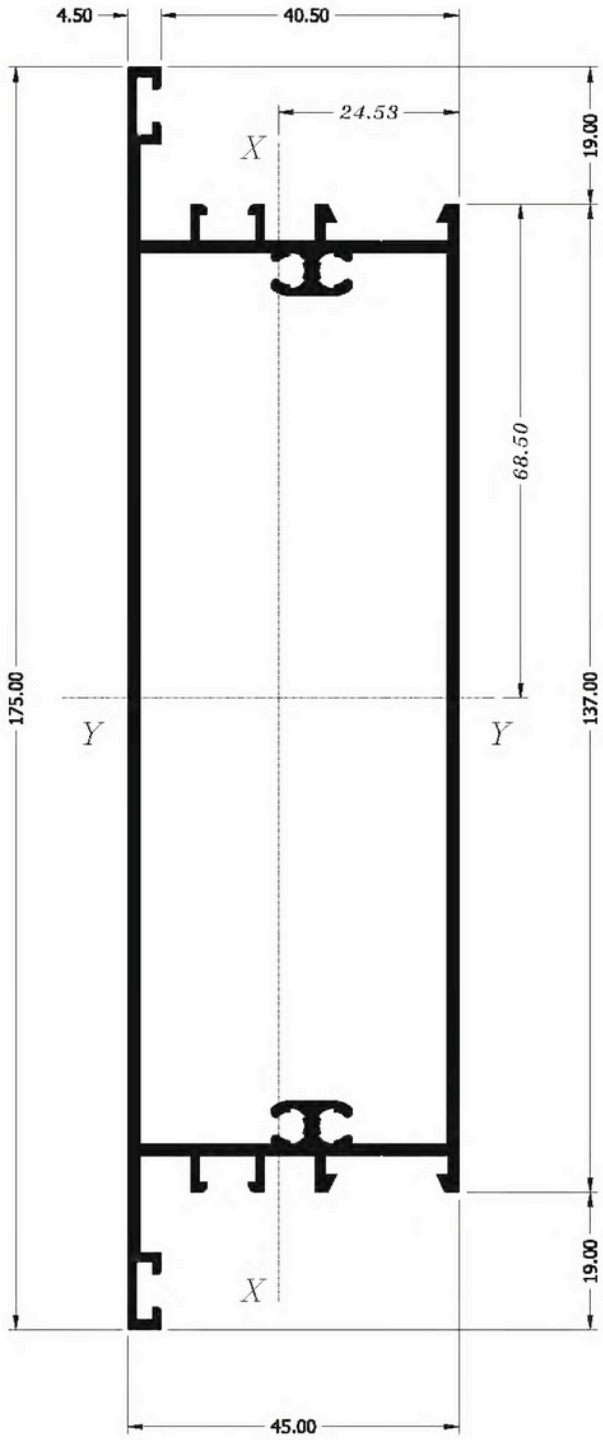

LEG 304 - 27
2.163 Kg./ml.

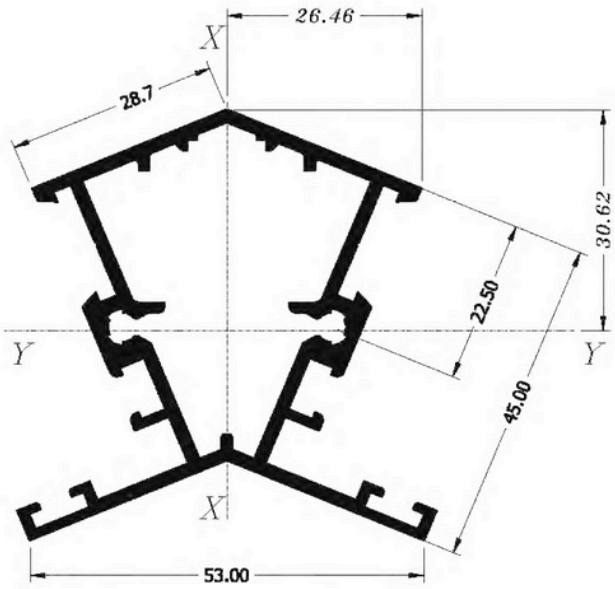

LEG 304 - 28
1.204 Kg./ml.

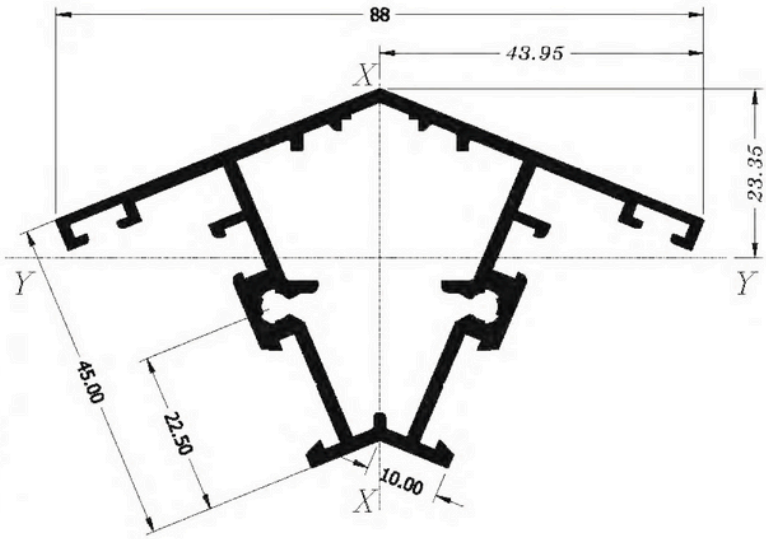

LEG 304 - 29
1.204 Kg./ml.

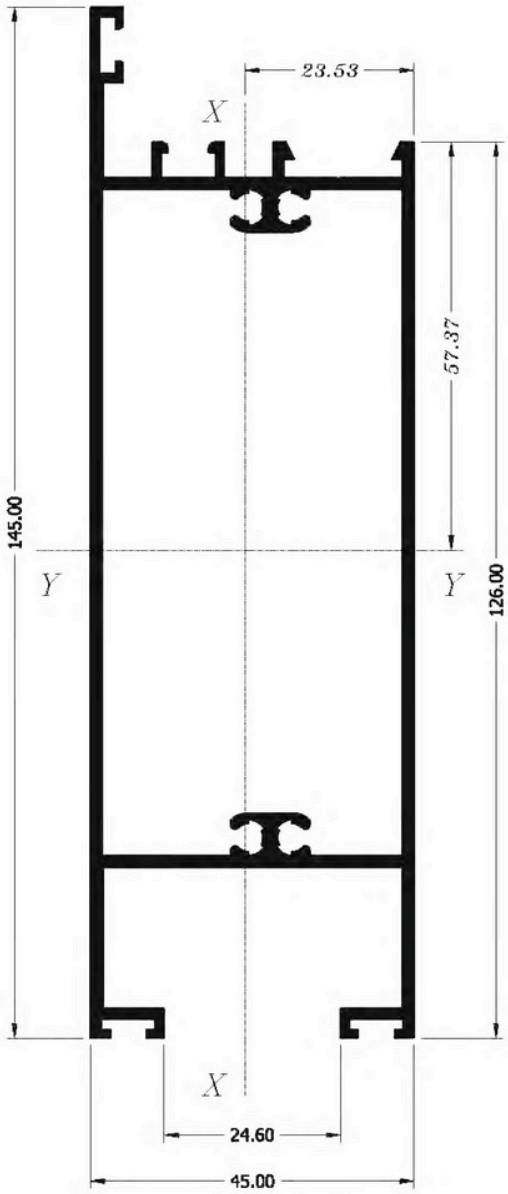

BEST SELLER

LEG 304 - 30

1.987 Kg./ml.

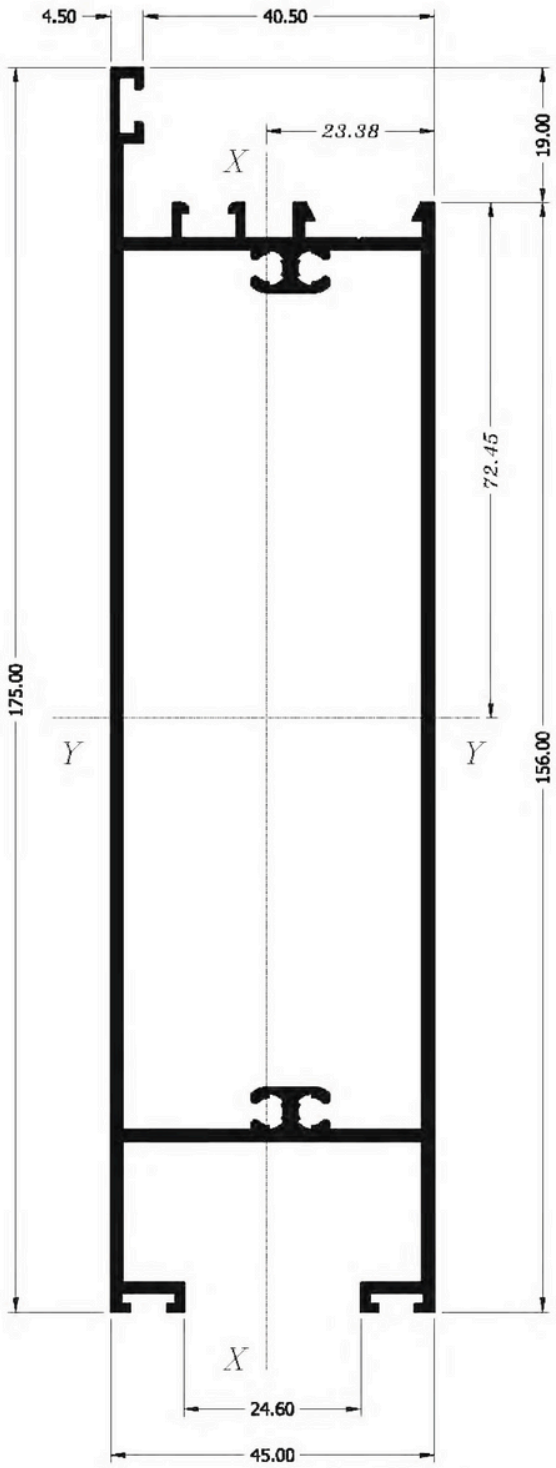

BEST SELLER

LEG 304 - 31

2.260 Kg./ml.

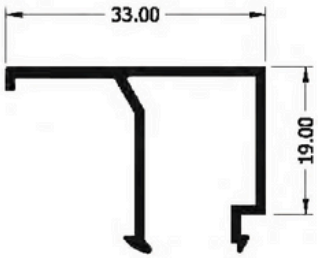

LEG 304 - 32

0.289 Kg./ml.

BEST SELLER

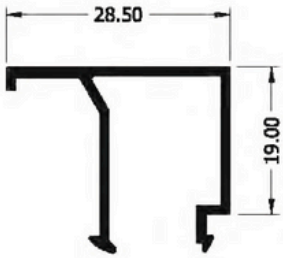

LEG 304 - 33

0.270 Kg./ml.

BEST SELLER

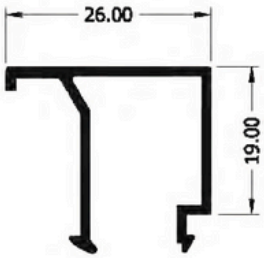

LEG 304 - 34

0.262 Kg./ml.

BEST SELLER

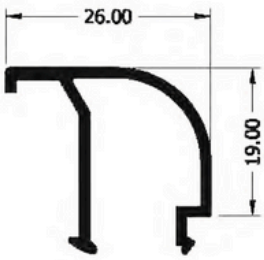

LEG 304 - 35

0.246 Kg./ml.

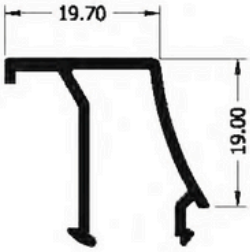

LEG 304 - 36

0.240 Kg./ml.

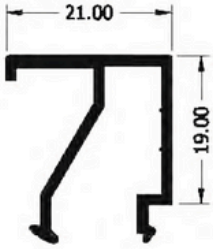

LEG 304 - 37

0.251 Kg./ml.

BEST SELLER

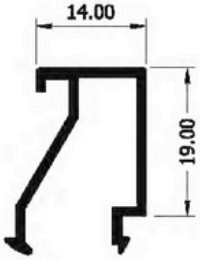

LEG 304 - 38

0.211 Kg./ml.

BEST SELLER

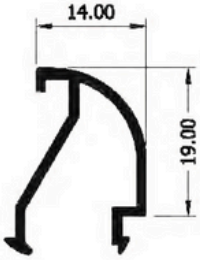

LEG 304 - 39

0.206 Kg./ml.

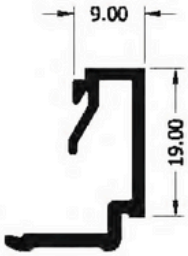

LEG 304 - 40

0.227 Kg./ml.

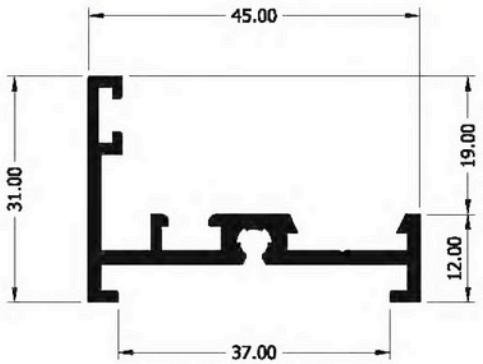

LEG 304 - 41

0.540 Kg./ml.

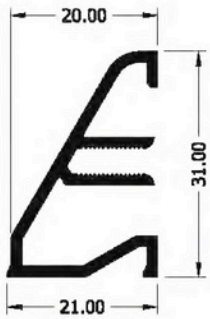

LEG 304 - 42

0.356 Kg./ml.

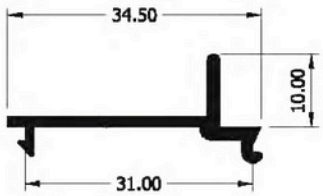

LEG 304 - 43

0.221 Kg./ml.

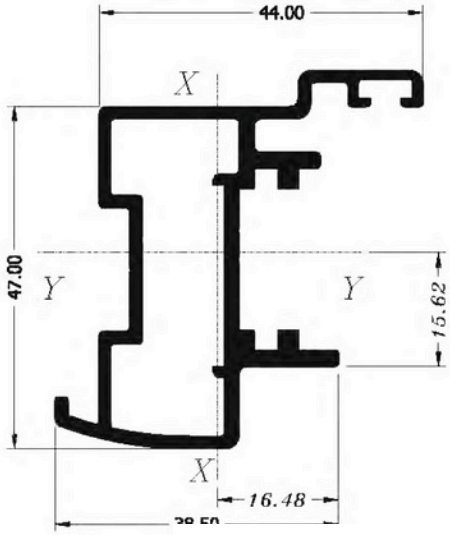

LEG 304 - 44

1.031 Kg./ml.

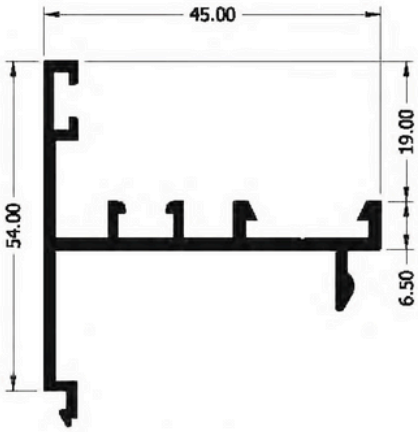

LEG 304 - 45

0.540 Kg./ml.

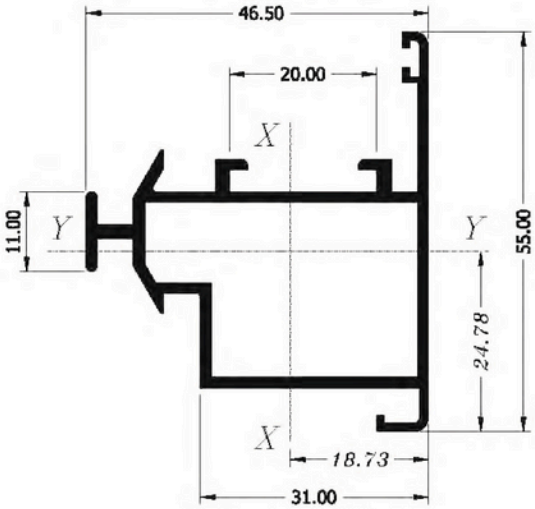

LEG 304 - 46

0.824 Kg./ml.

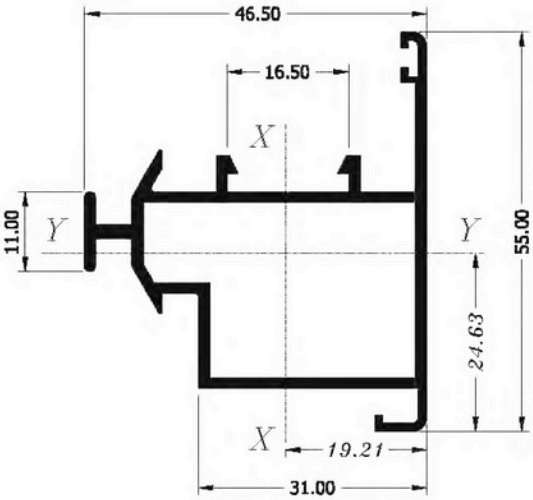

LEG 304 - 47

0.807 Kg./ml.

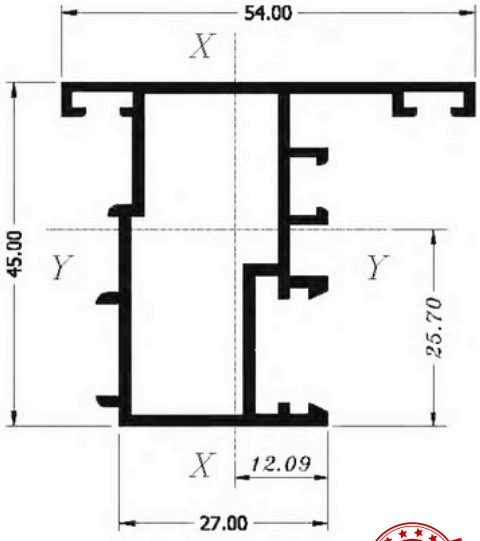

LEG 304 - 48

0.853 Kg./ml.

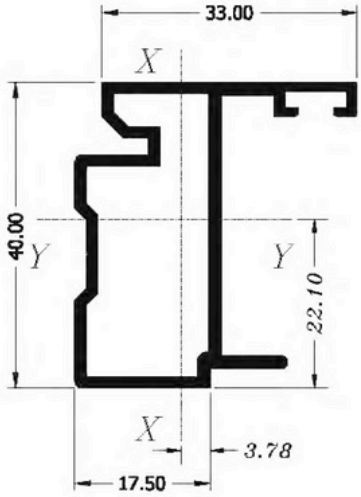

LEG 304 - 49

0.670 Kg./ml.

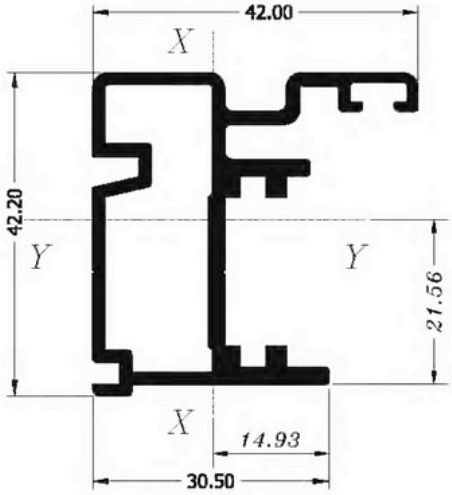

LEG 304 - 50

0.902 Kg./ml.

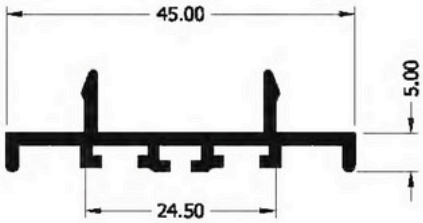

LEG 304 - 51

0.359 Kg./ml.

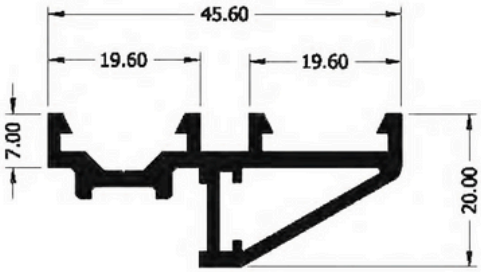

LEG 304 - 52

0.591 Kg./ml.

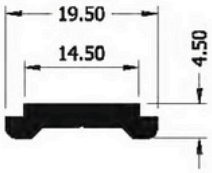

LEG 304 - 53

0.146 Kg./ml.

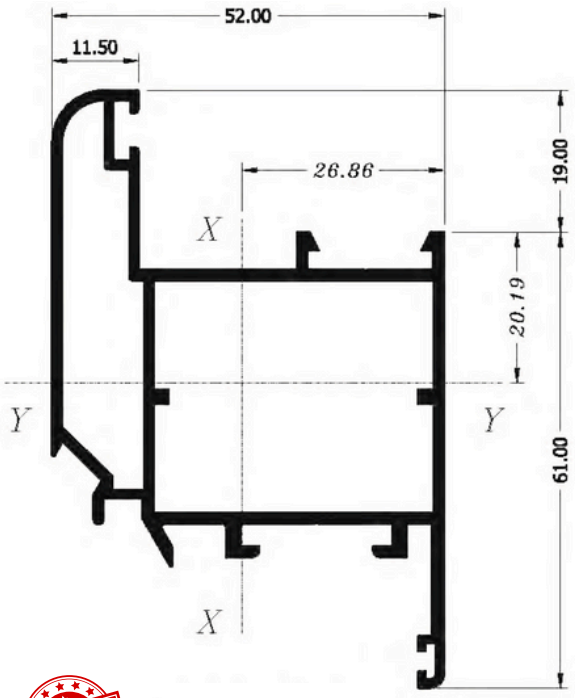

LEG 304 - 54

1.231 Kg./ml.

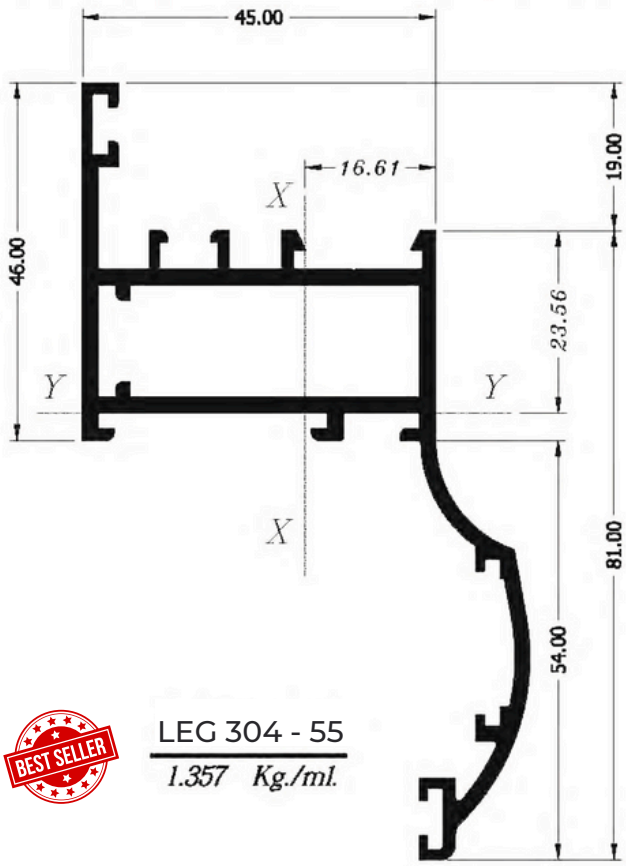

LEG 304 - 55

1.357 Kg./ml.

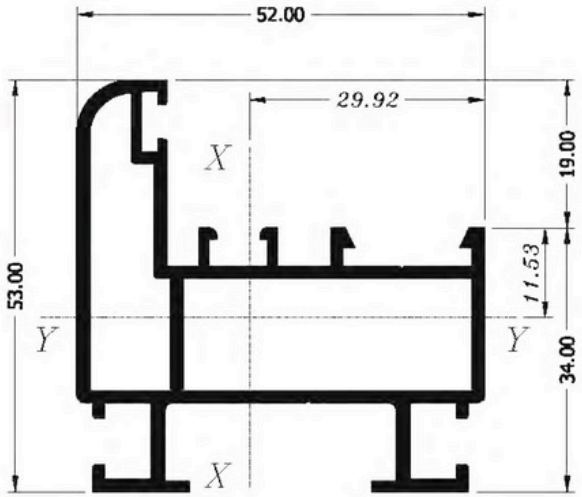

LEG 304 - 56

1.128 Kg./ml.

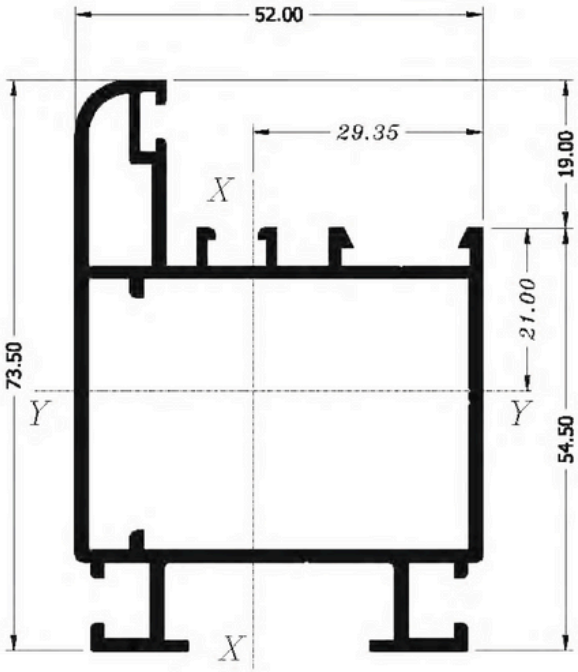

LEG 304 - 57

1.316 Kg./ml.

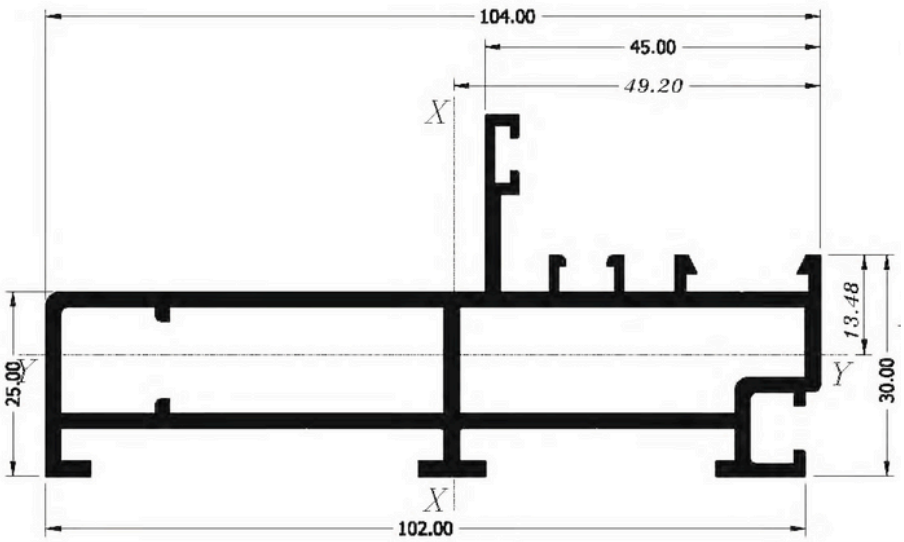

LEG 304 - 58

1.833 Kg./ml.

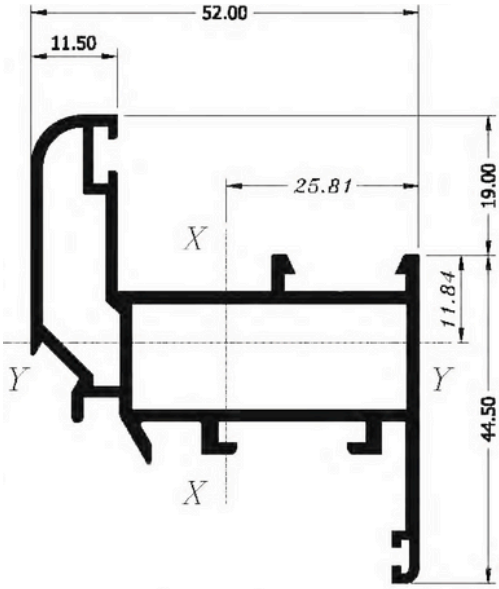

BEST SELLER

LEG 304 - 59

1.050 Kg./ml.

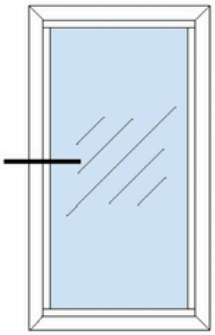

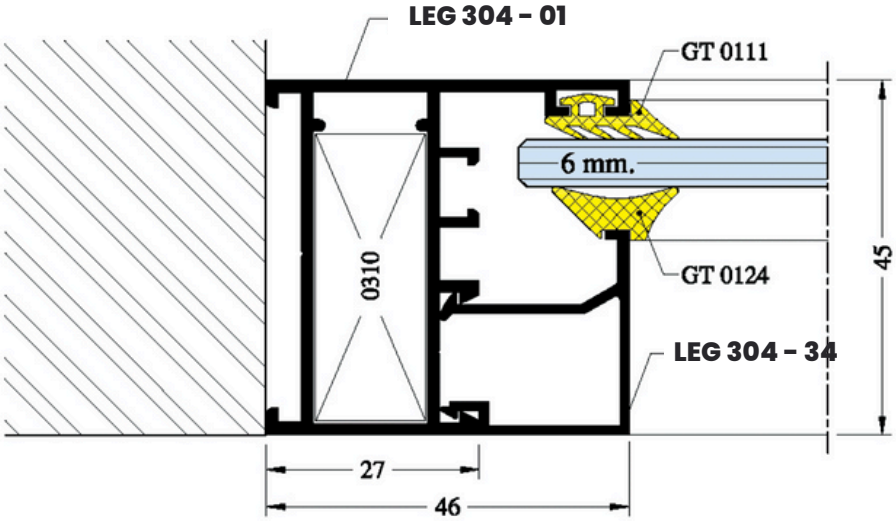
LEG 304 - 01
GT 0111
6 mm.
0310
GT 0124
LEG 304 - 34
45
27
46

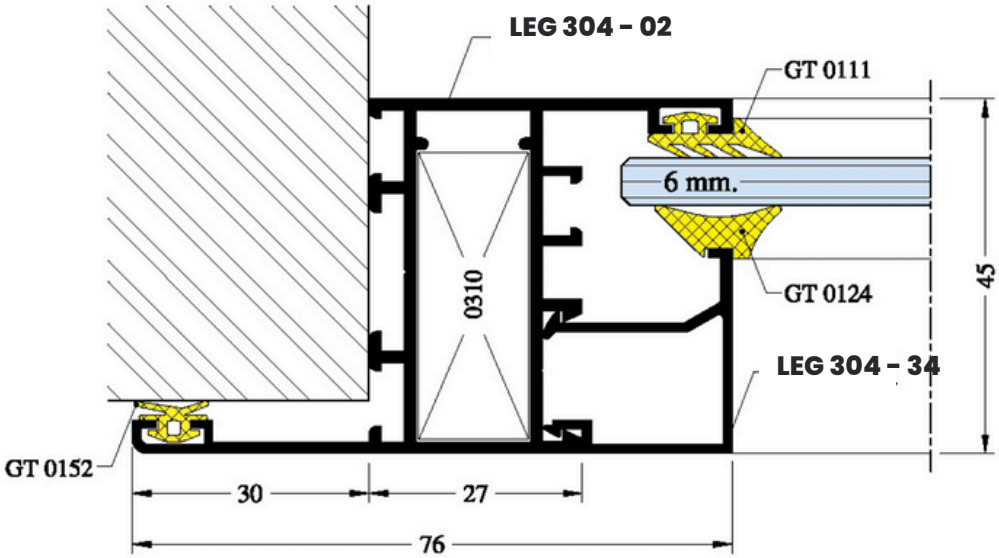
LEG 304 - 02
GT 0111
6 mm.
0310
GT 0124
LEG 304 - 34
45
GT 0152
30
27
76

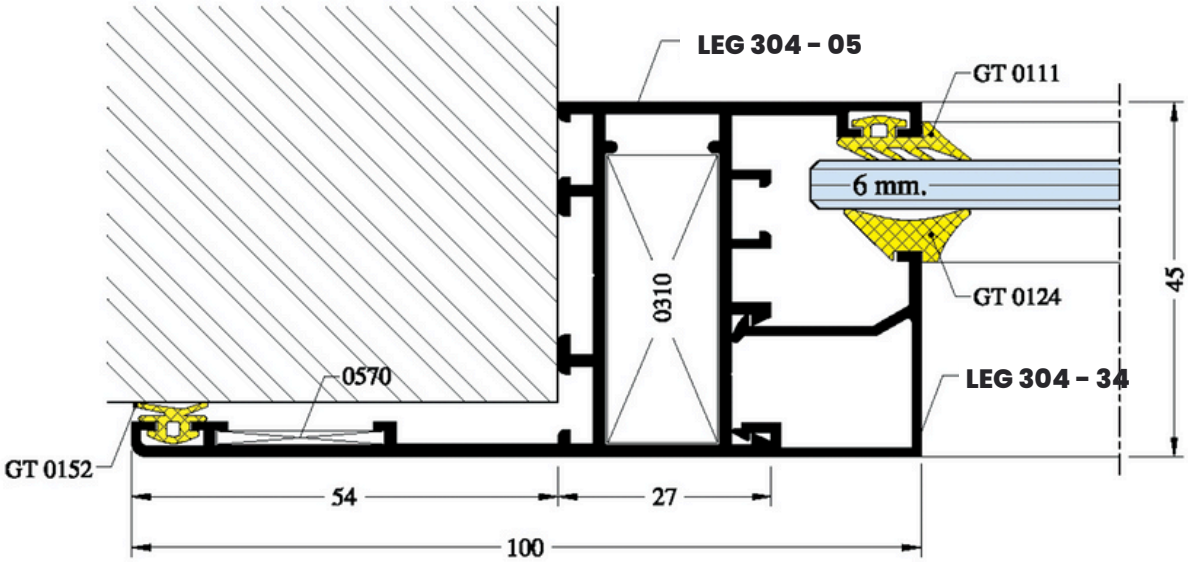
LEG 304 - 05
GT 0111
6 mm.
0310
GT 0124
LEG 304 - 34
45
0570
GT 0152
54
27
100

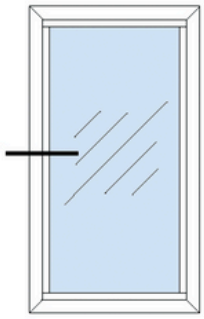

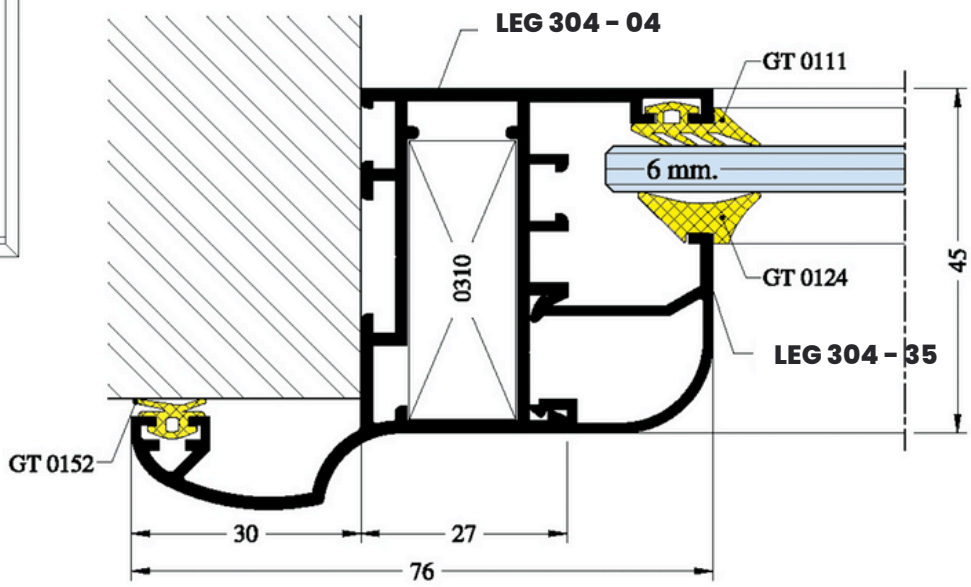
LEG 304 - 04
GT 0111
6 mm.
0310
GT 0124
45
LEG 304 - 35
GT 0152
30
27
76

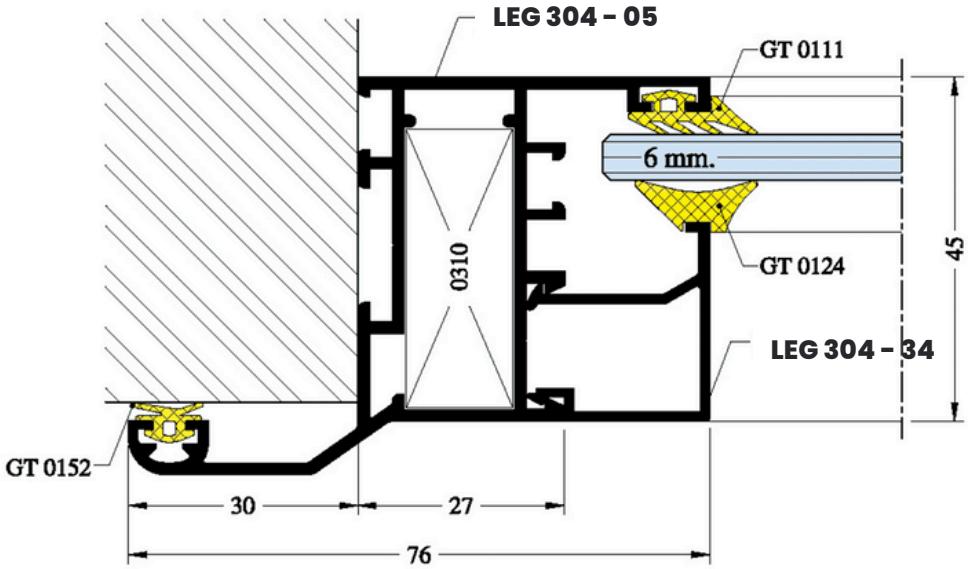
LEG 304 - 05
GT 0111
6 mm.
0310
GT 0124
45
LEG 304 - 34
GT 0152
30
27
76

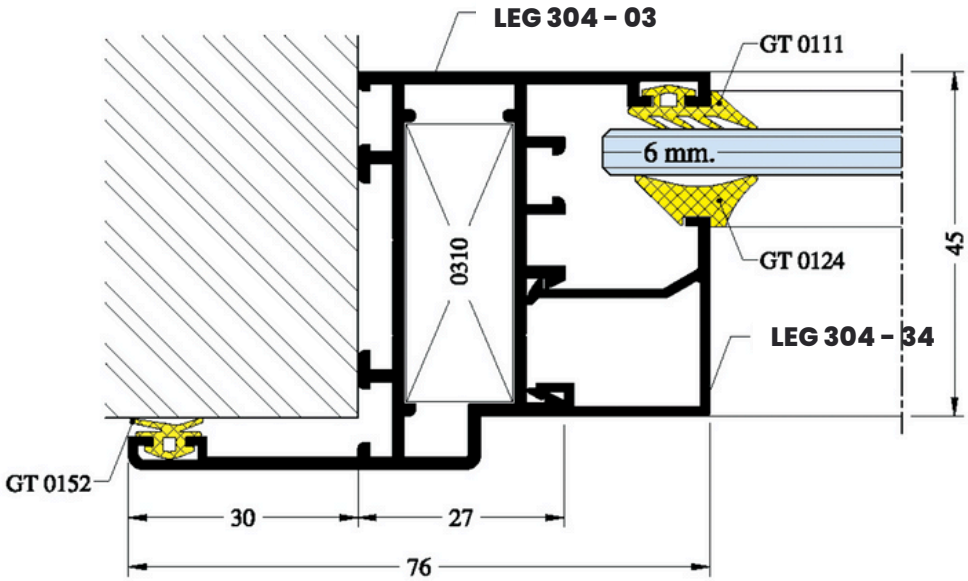
LEG 304 - 03
GT 0111
6 mm.
0310
GT 0124
45
LEG 304 - 34
GT 0152
30
27
76

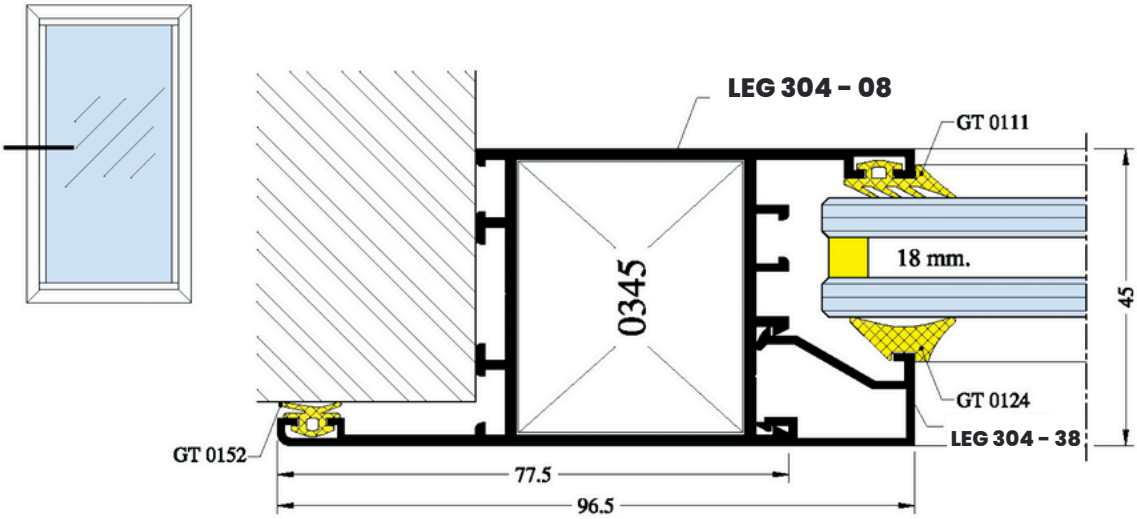
LEG 304 - 08
GT 0111
18 mm.
0345
45
GT 0124
LEG 304 - 38
GT 0152
77.5
96.5

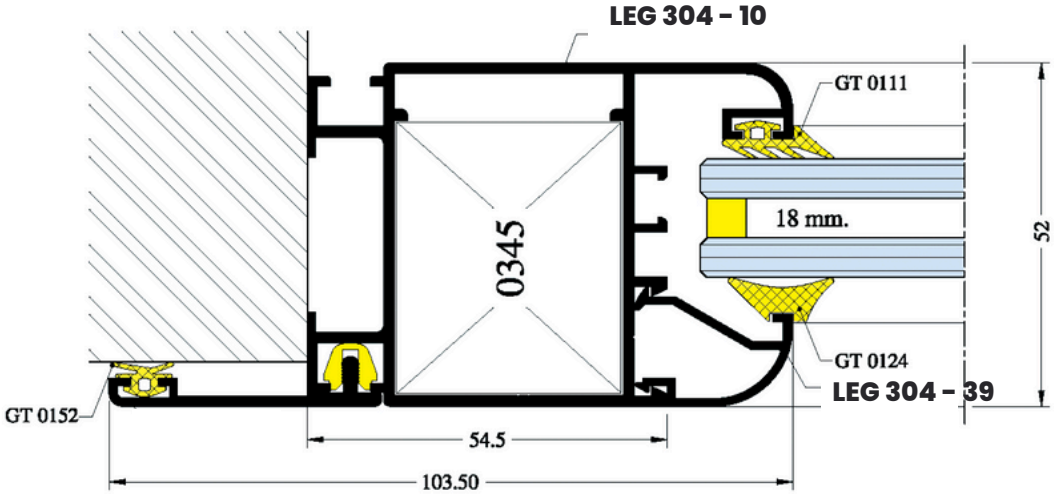
LEG 304 - 10
GT 0111
18 mm.
0345
52
GT 0124
LEG 304 - 39
GT 0152
54.5
103.50

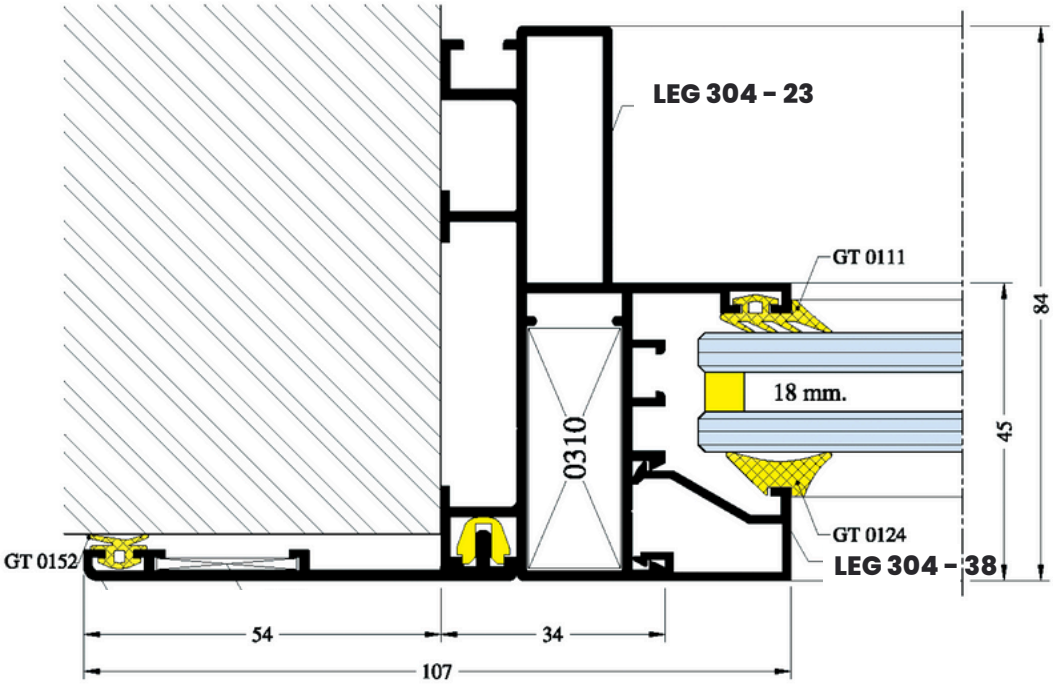
LEG 304 - 23
GT 0111
18 mm.
0310
84
45
GT 0124
LEG 304 - 38
GT 0152
54
34
107

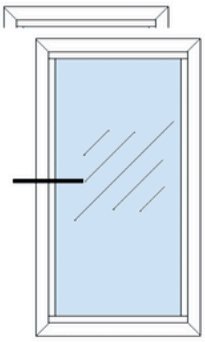

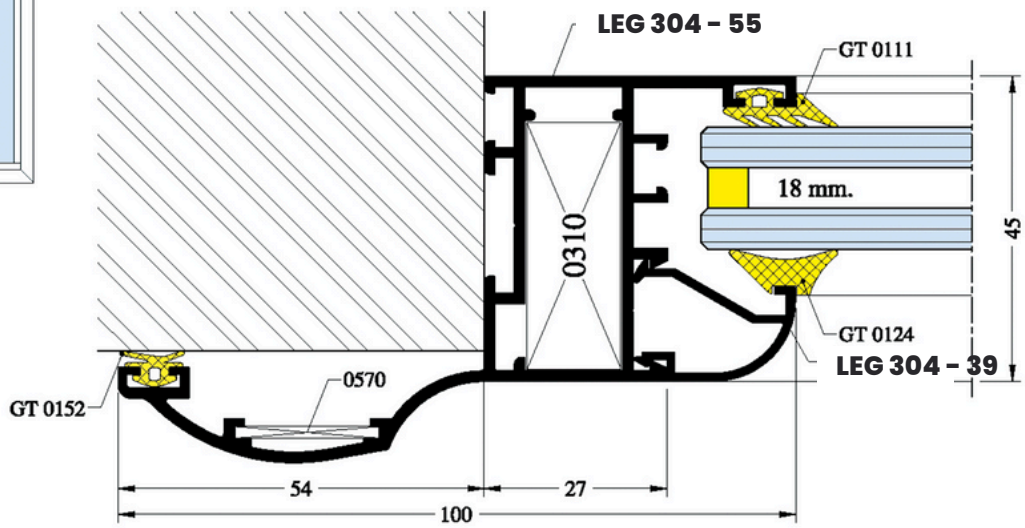
LEG 304 - 55
GT 0111
18 mm.
0310
45
GT 0124
LEG 304 - 39
0570
GT 0152
54
27
100

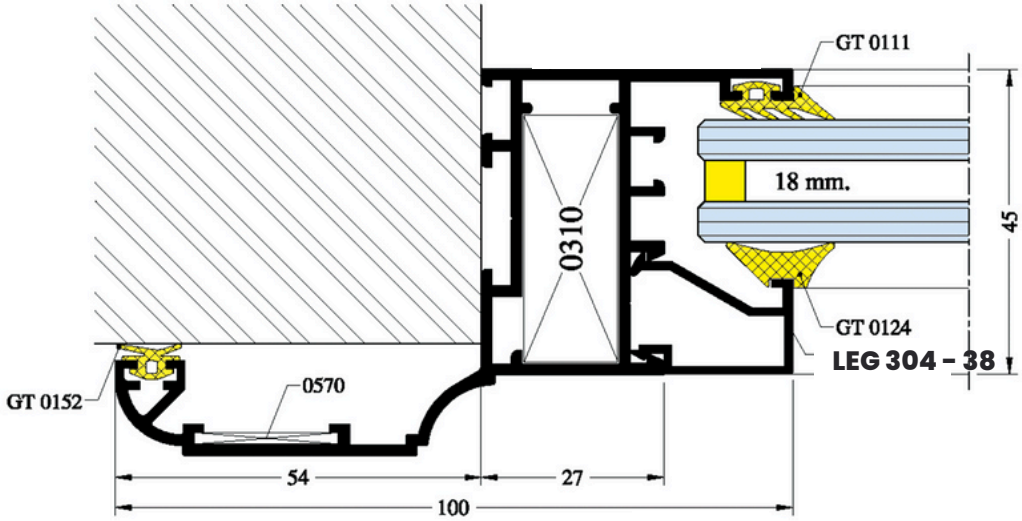
GT 0111
18 mm.
0310
45
GT 0124
LEG 304 - 38
0570
GT 0152
54
27
100

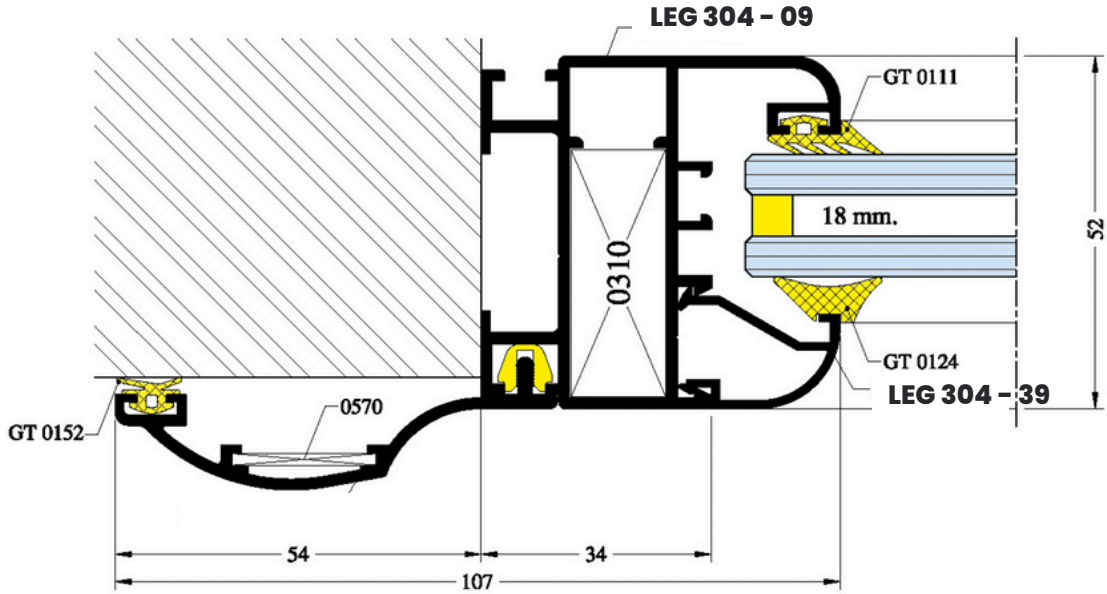
LEG 304 - 09
GT 0111
18 mm.
0310
52
GT 0124
LEG 304 - 39
0570
GT 0152
54
34
107

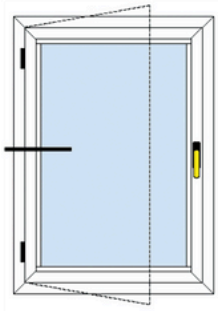

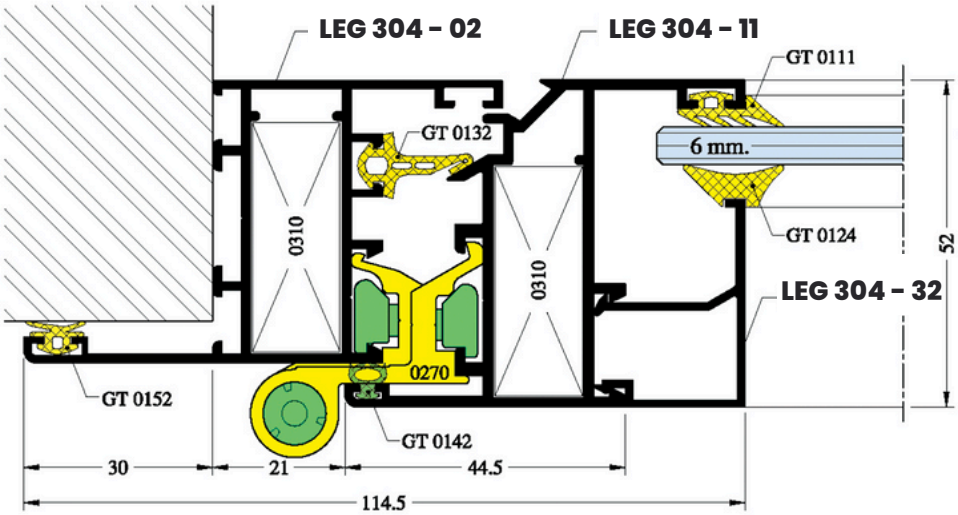
LEG 304 - 02
LEG 304 - 11
GT 0111
GT 0132
6 mm.
0310
0310
GT 0124
52
LEG 304 - 32
0270
GT 0152
GT 0142
30
21
44.5
114.5

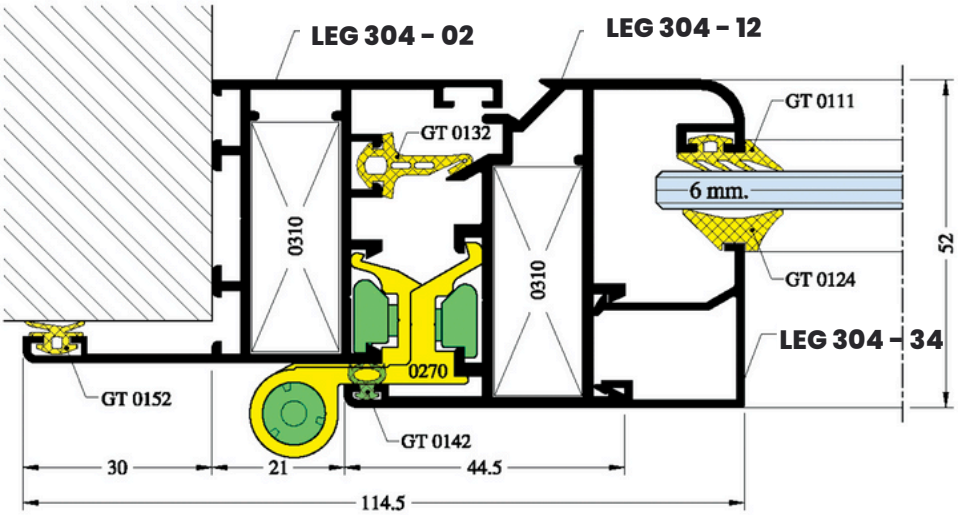
LEG 304 - 02
LEG 304 - 12
GT 0111
GT 0132
6 mm.
0310
0310
GT 0124
52
LEG 304 - 34
0270
GT 0152
GT 0142
30
21
44.5
114.5

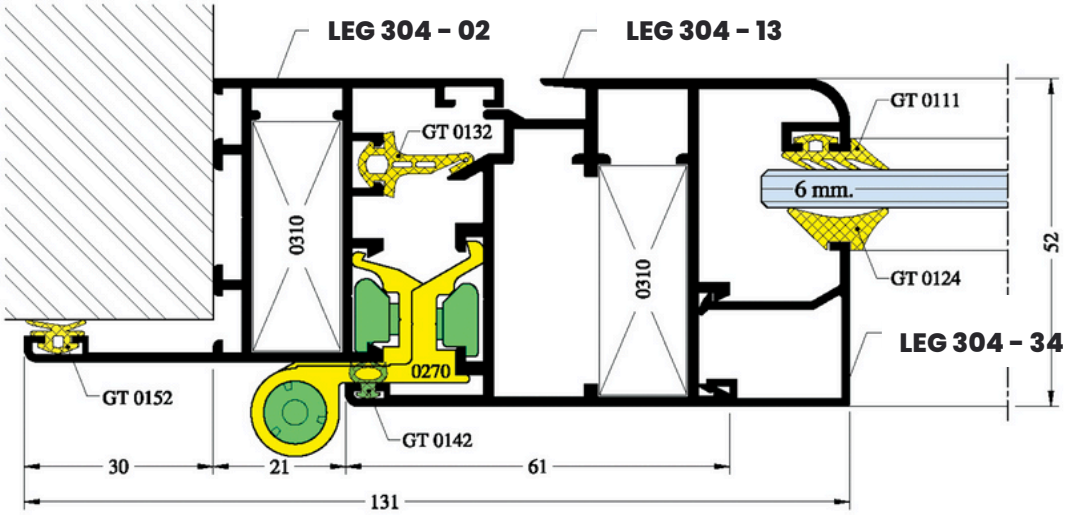
LEG 304 - 02
LEG 304 - 13
GT 0111
GT 0132
6 mm.
0310
0310
GT 0124
52
LEG 304 - 34
0270
GT 0152
GT 0142
30
21
61
131

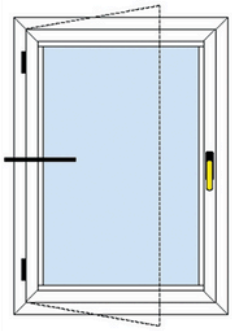

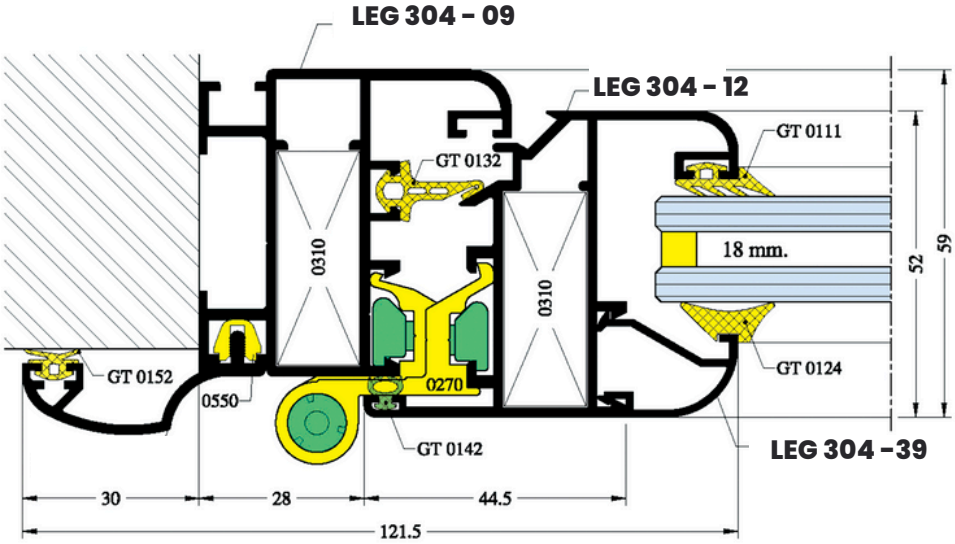
LEG 304 - 09
LEG 304 - 12
GT 0111
GT 0132
0310
0310
18 mm.
52
59
GT 0152
0550
0270
GT 0124
GT 0142
LEG 304 -39
30
28
44.5
121.5

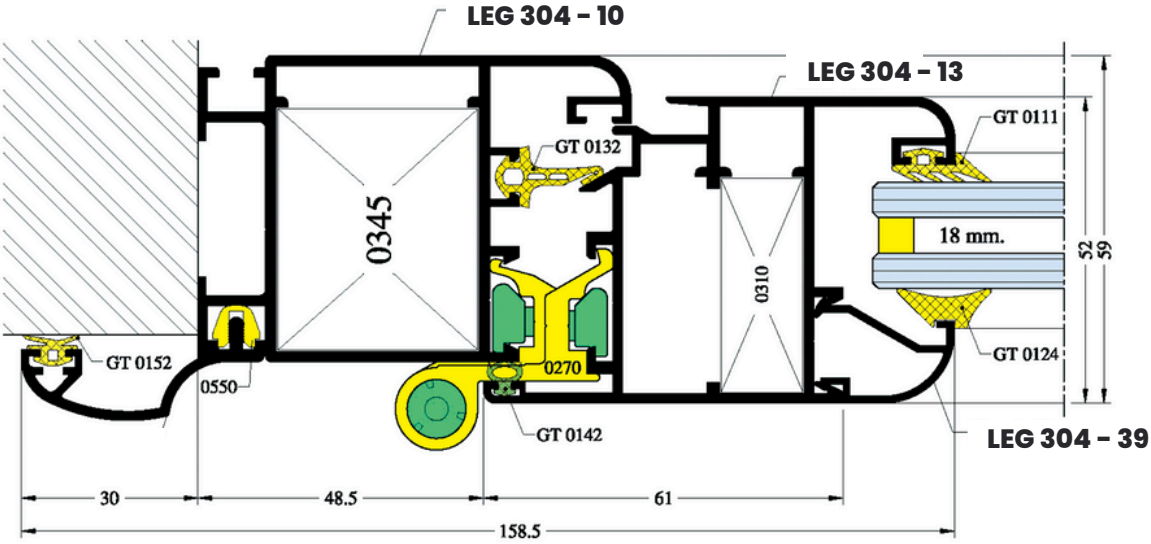
LEG 304 - 10
LEG 304 - 13
GT 0111
GT 0132
0345
18 mm.
52
59
0310
GT 0152
0550
0270
GT 0124
GT 0142
LEG 304 - 39
30
48.5
61
158.5

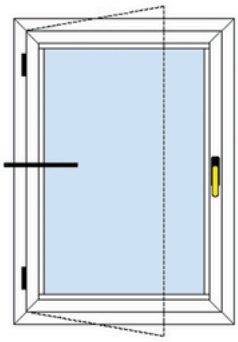

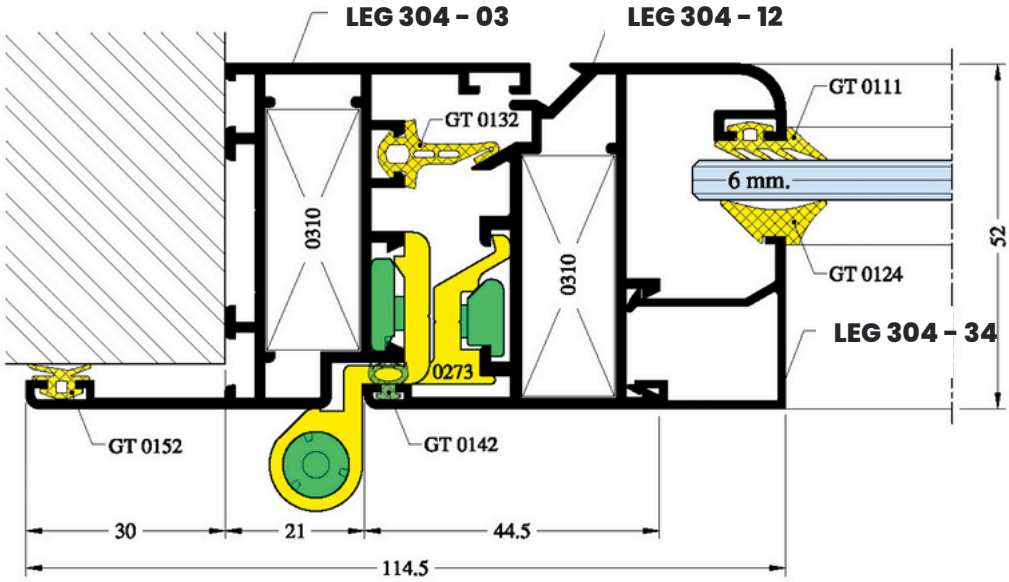
LEG 304 - 03
LEG 304 - 12
GT 0111
GT 0132
6 mm.
0310
0310
52
GT 0124
LEG 304 - 34
0273
GT 0152
GT 0142
30
21
44.5
114.5

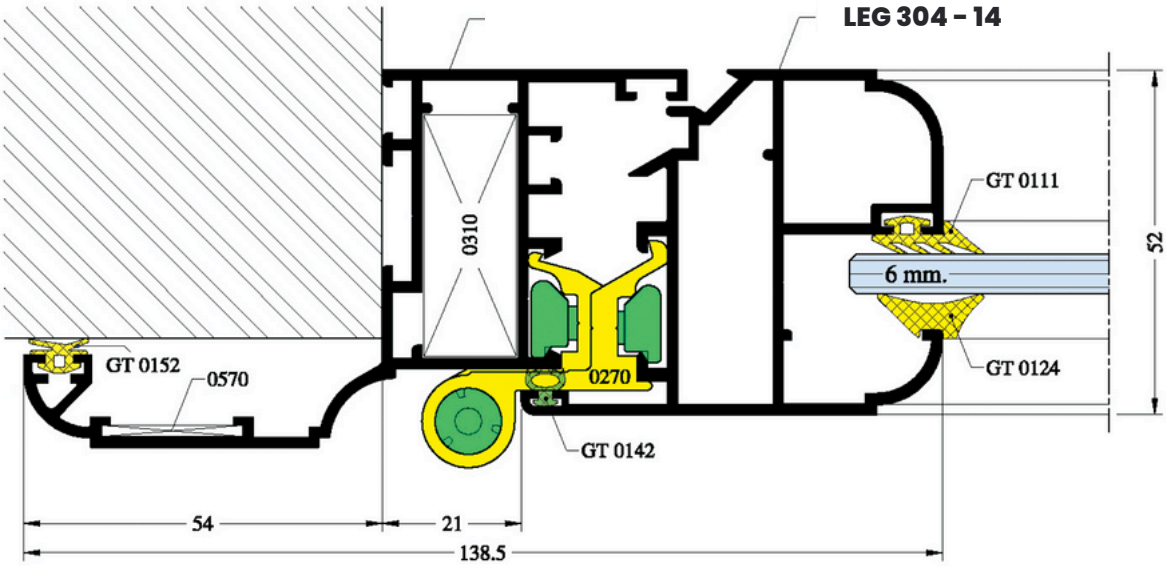
LEG 304 - 14
GT 0111
0310
6 mm.
52
GT 0152
0570
0270
GT 0124
GT 0142
54
21
138.5

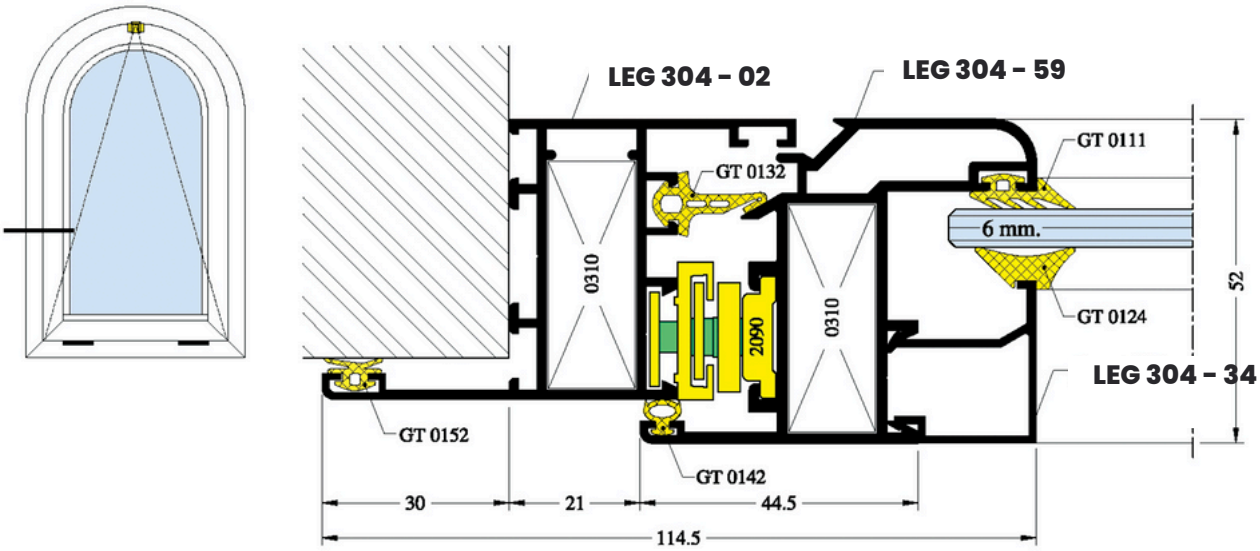
LEG 304 - 02
LEG 304 - 59
GT 0111
GT 0132
6 mm.
0310
0310
2090
GT 0124
52
LEG 304 - 34
GT 0152
GT 0142
30
21
44.5
114.5

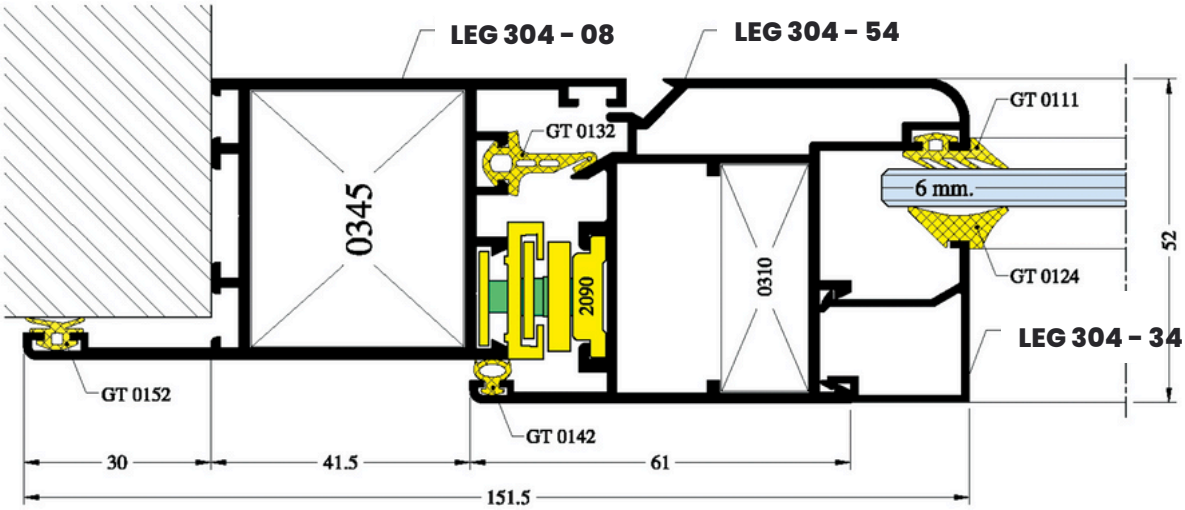
LEG 304 - 08
LEG 304 - 54
GT 0111
GT 0132
6 mm.
0345
2090
0310
GT 0124
52
LEG 304 - 34
GT 0152
GT 0142
30
41.5
61
151.5

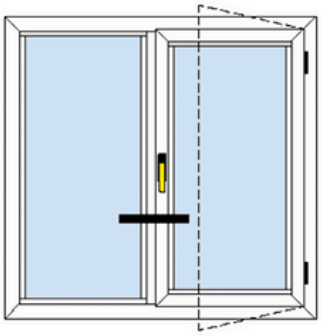

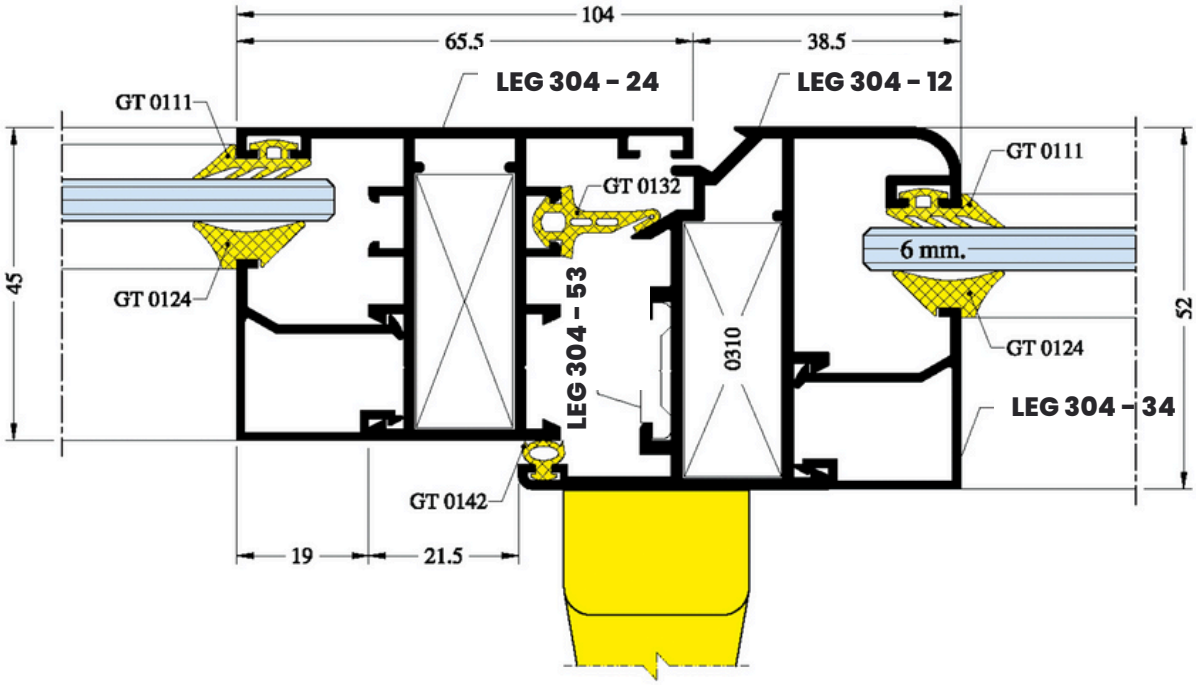
104
65.5
38.5
LEG 304 - 24
LEG 304 - 12
GT 0111
GT 0132
GT 0111
6 mm.
45
GT 0124
LEG 304 - 53
0310
52
GT 0124
LEG 304 - 34
GT 0142
19
21.5

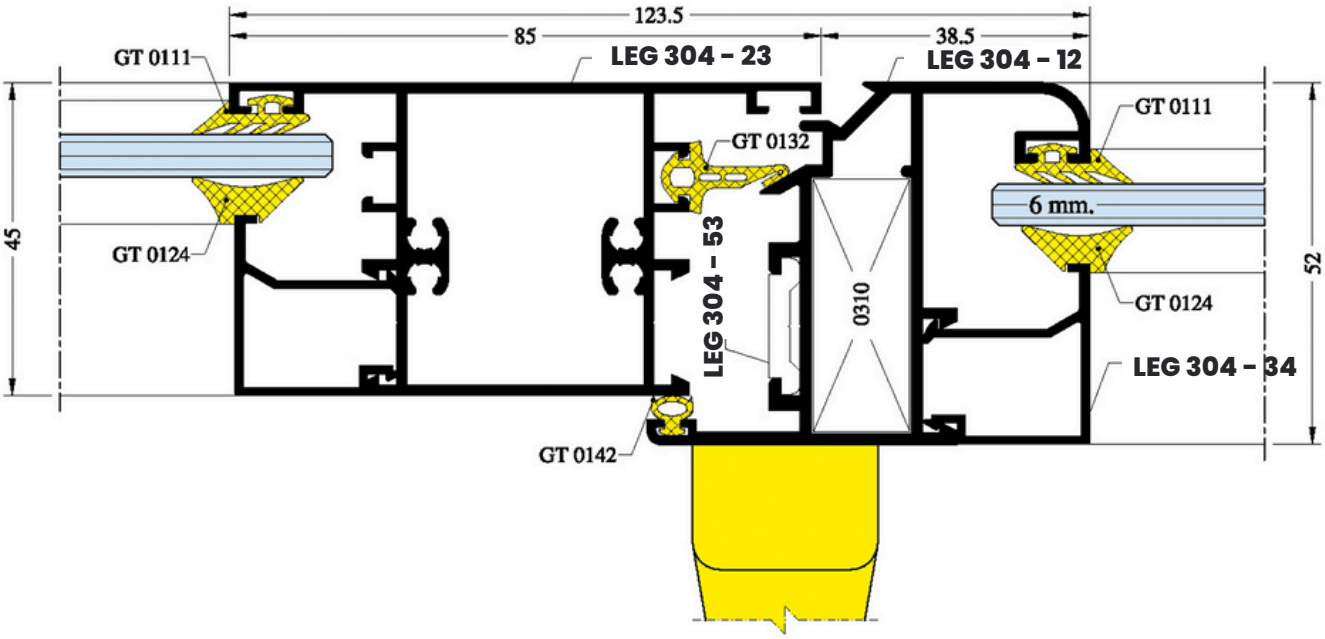
123.5
85
38.5
GT 0111
LEG 304 - 23
LEG 304 - 12
GT 0111
GT 0132
6 mm.
45
GT 0124
LEG 304 - 53
0310
52
GT 0124
LEG 304 - 34
GT 0142

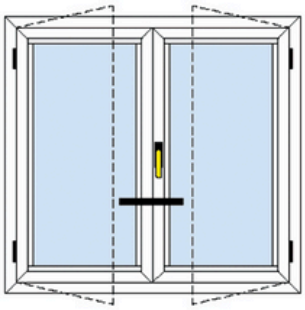

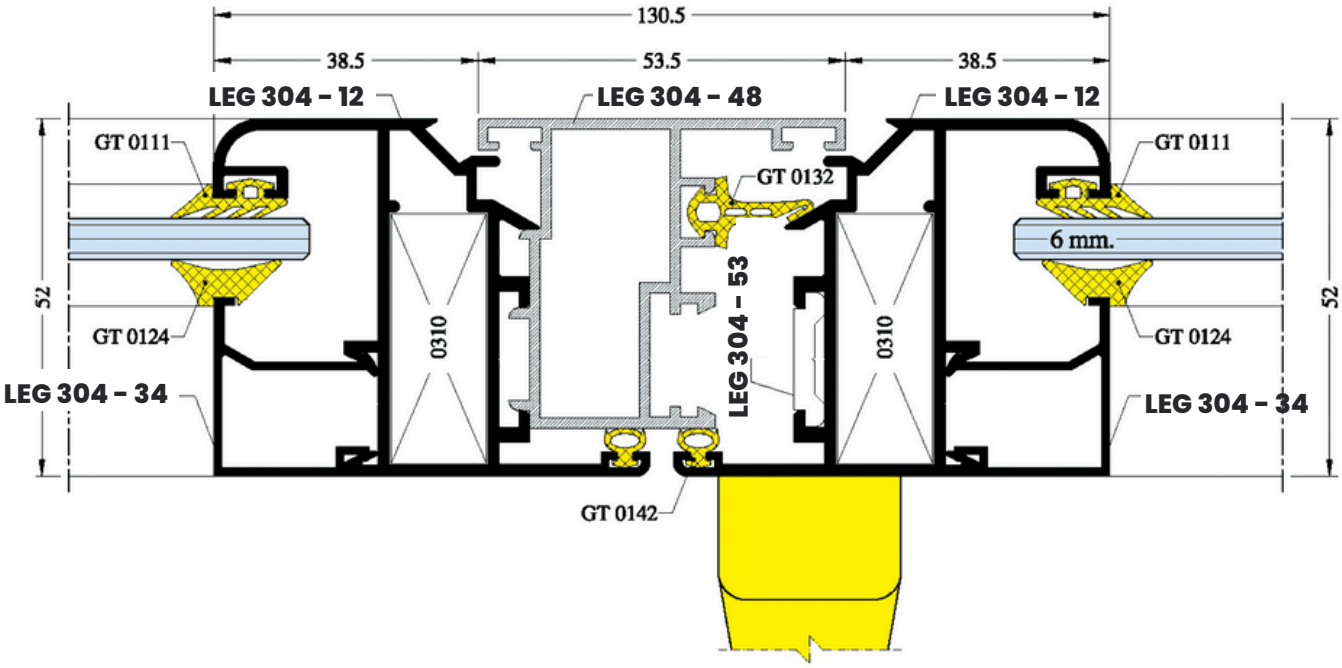
130.5
38.5
53.5
38.5
LEG 304 - 12
LEG 304 - 48
LEG 304 - 12
GT 0111
GT 0132
GT 0111
6 mm.
52
GT 0124
0310
LEG 304 - 53
0310
GT 0124
52
LEG 304 - 34
LEG 304 - 34
GT 0142

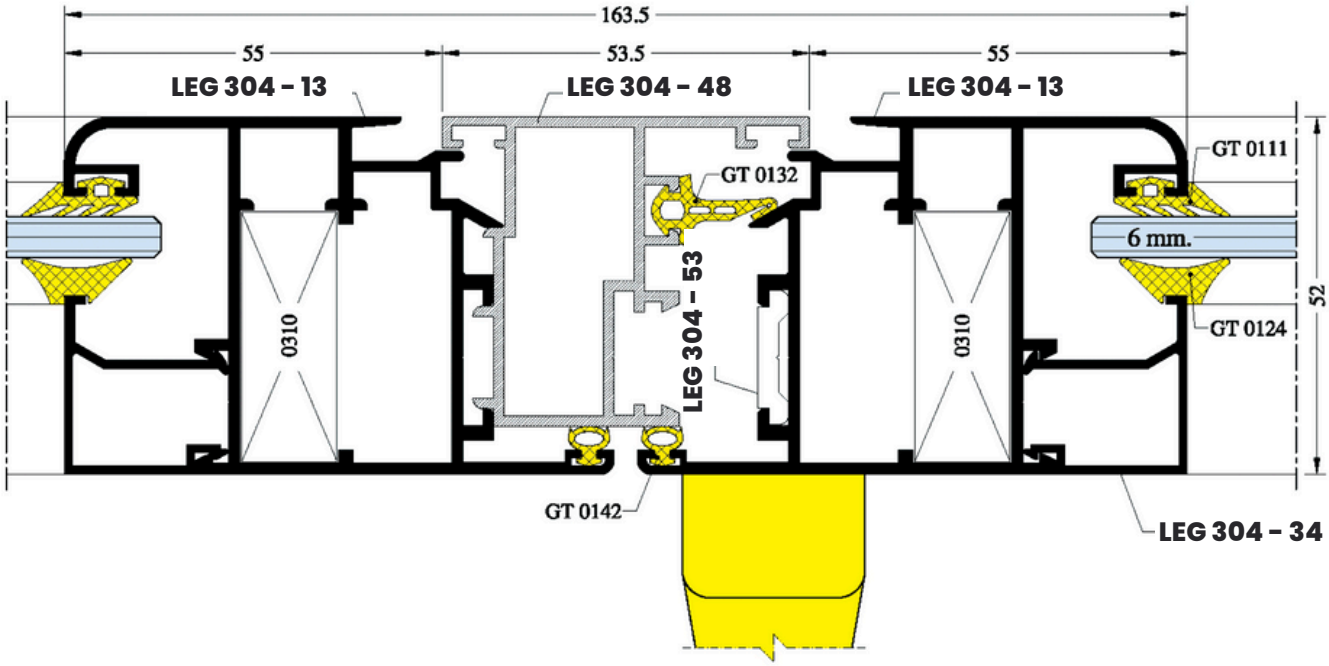
163.5
55
53.5
55
LEG 304 - 13
LEG 304 - 48
LEG 304 - 13
GT 0111
GT 0132
6 mm.
0310
LEG 304 - 53
0310
GT 0124
52
GT 0142
LEG 304 - 34

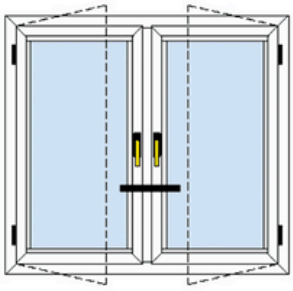

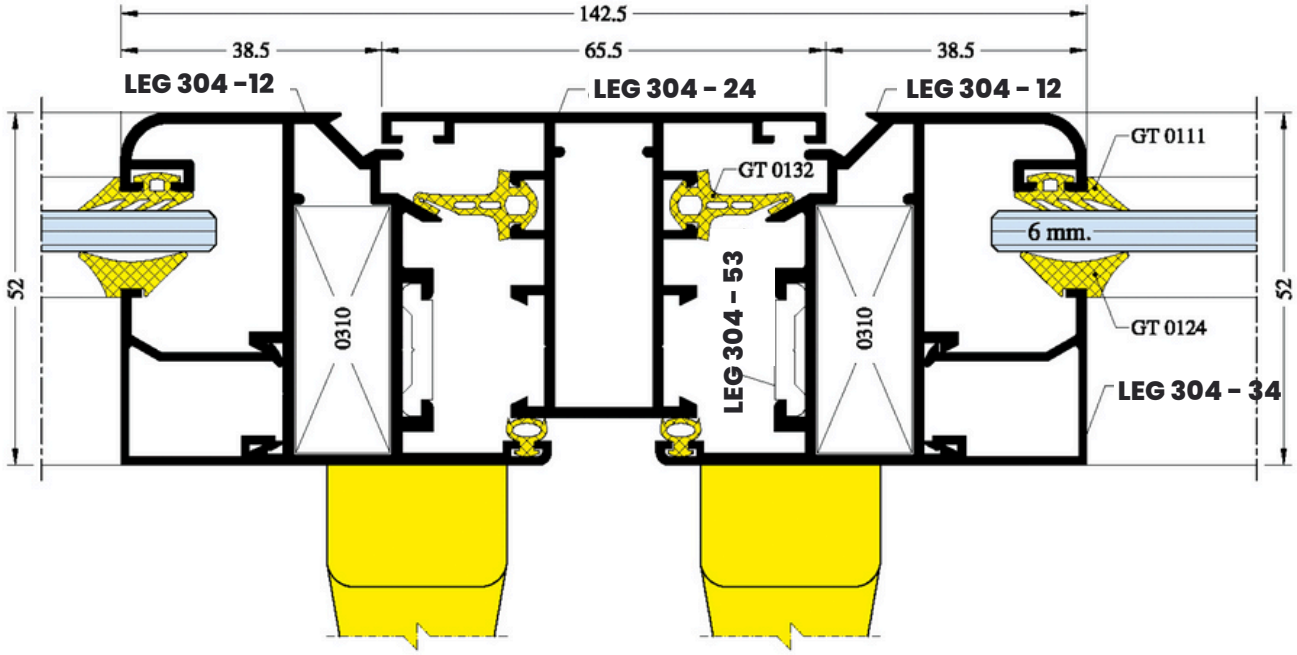
142.5
38.5
65.5
38.5
LEG 304 -12
LEG 304 - 24
LEG 304 - 12
GT 0111
GT 0132
6 mm.
52
0310
LEG 304 - 53
0310
52
GT 0124
LEG 304 - 34

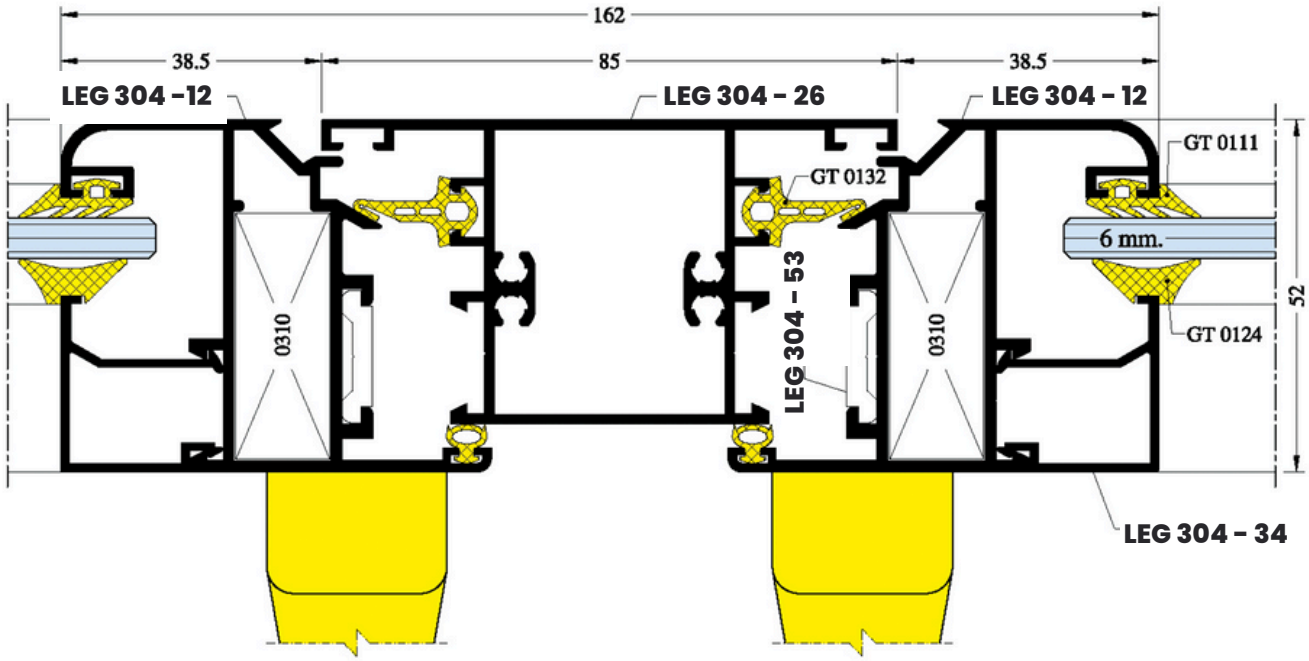
162
38.5
85
38.5
LEG 304 -12
LEG 304 - 26
LEG 304 - 12
GT 0111
GT 0132
6 mm.
0310
LEG 304 - 53
0310
52
GT 0124
LEG 304 - 34

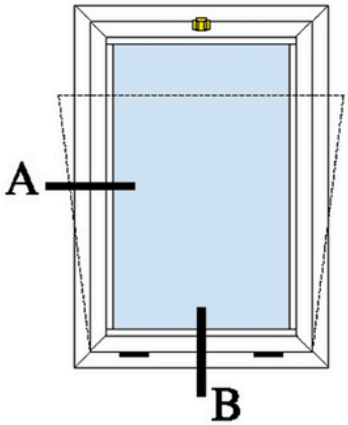
A
B

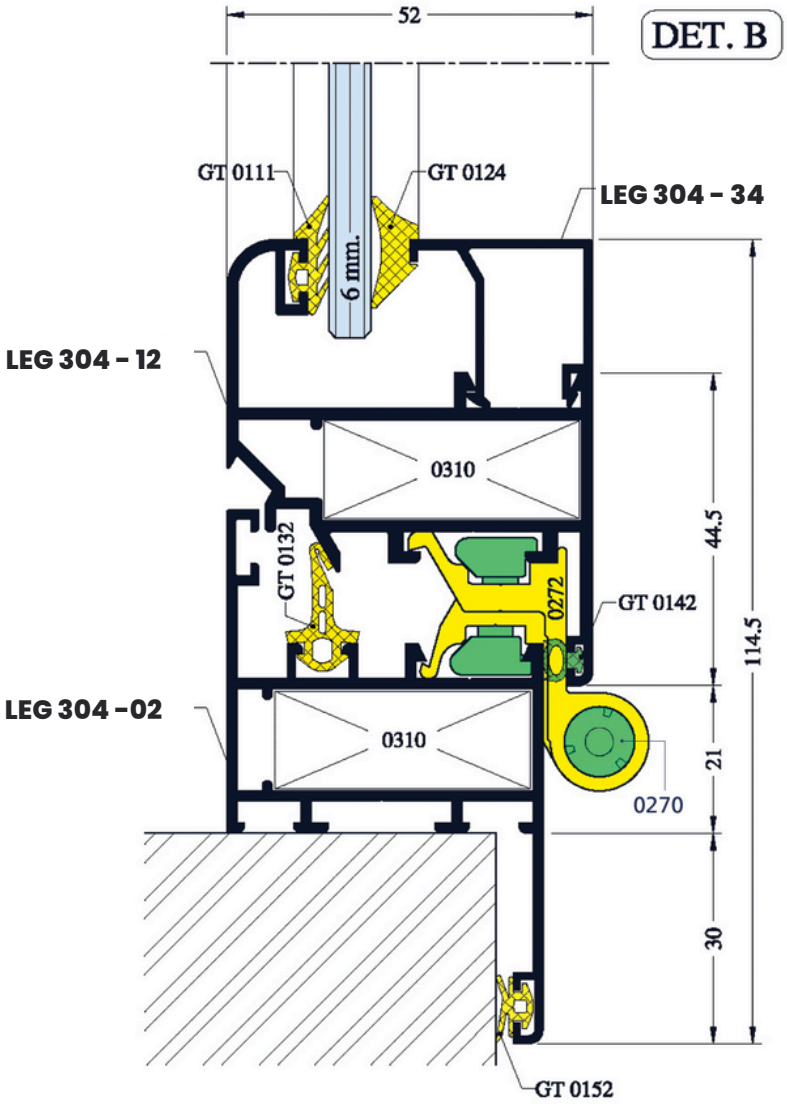
DET. B
52
GT 0111
GT 0124
6 mm.
LEG 304 - 34
LEG 304 - 12
0310
GT 0132
0272
GT 0142
44.5
114.5
LEG 304 -02
0310
21
0270
30
GT 0152

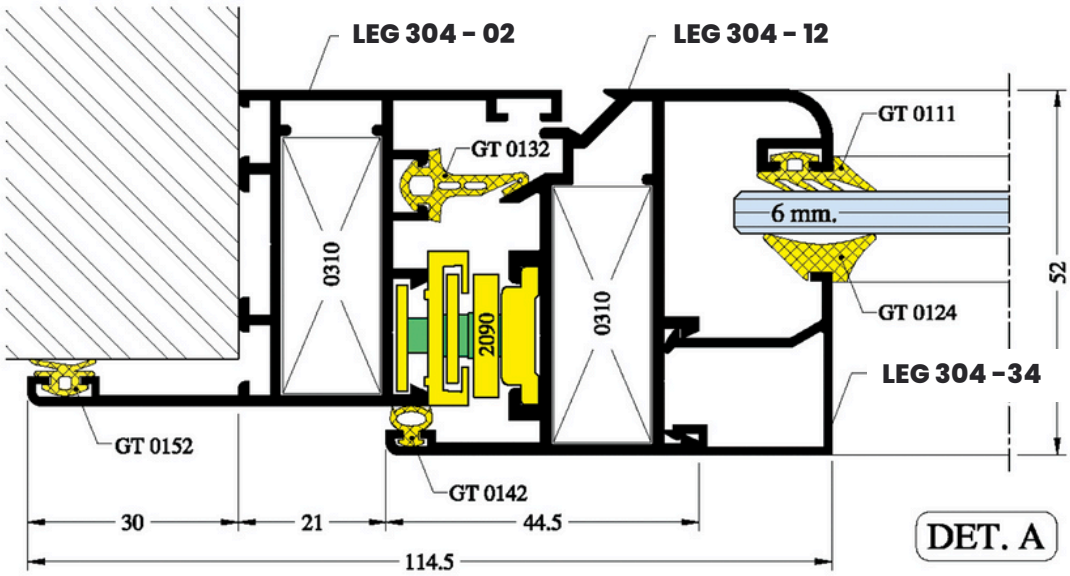
LEG 304 - 02
LEG 304 - 12
GT 0111
GT 0132
6 mm.
0310
2090
0310
52
GT 0124
LEG 304 -34
GT 0152
GT 0142
30
21
44.5
114.5
DET. A

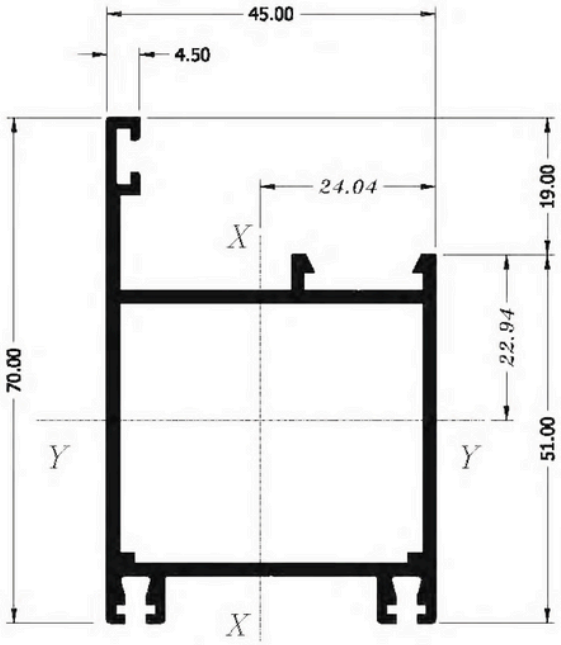

LEG 304 - 21

1.086 Kg./ml.

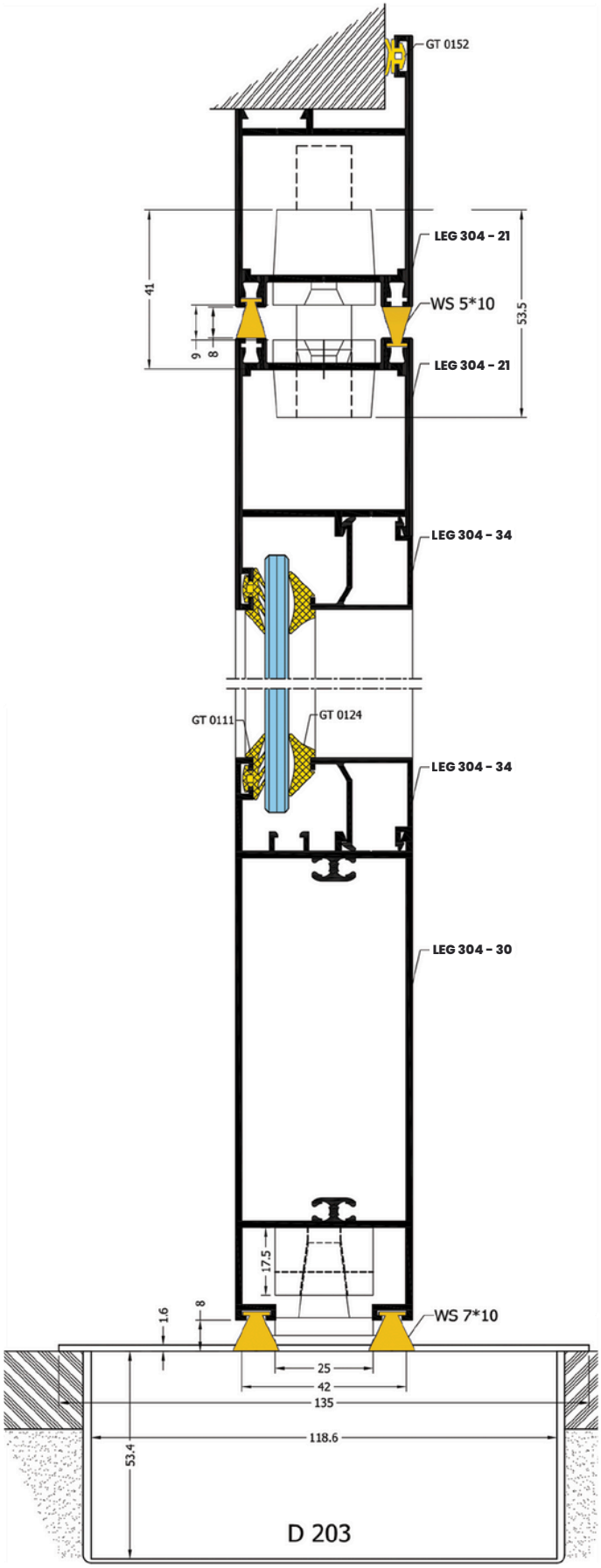

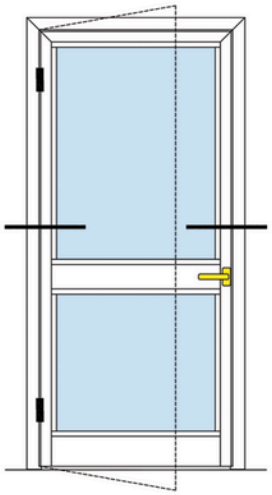

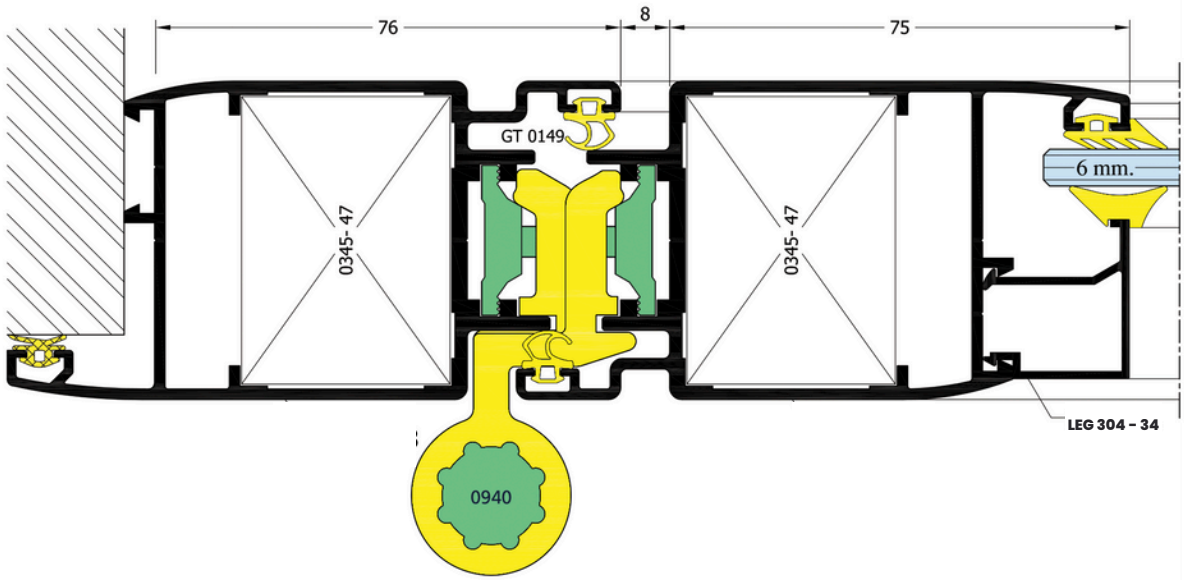
76
8
75
GT 0149
6 mm.
0345- 47
0345- 47
LEG 304 - 34
0940

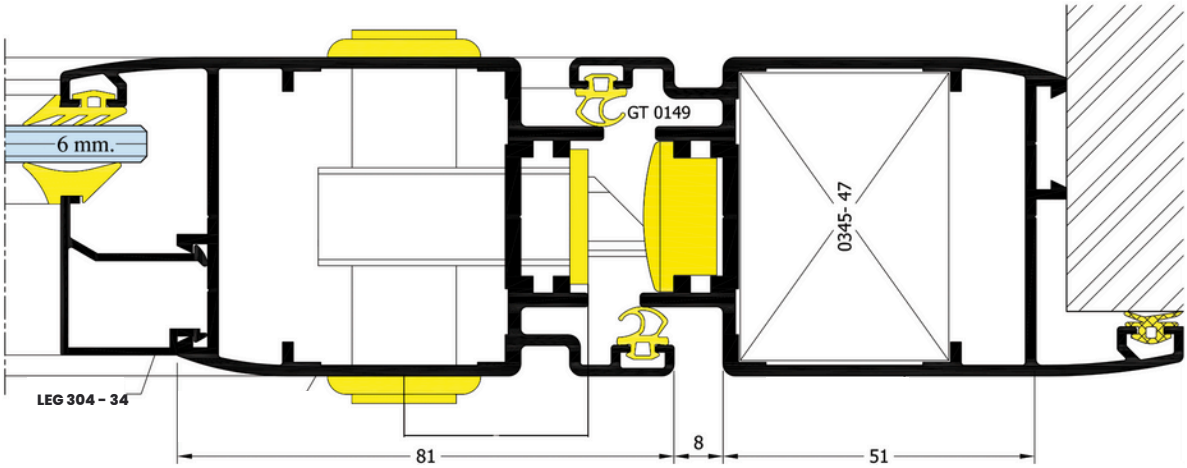
GT 0149
6 mm.
0345- 47
LEG 304 - 34
81
8
51

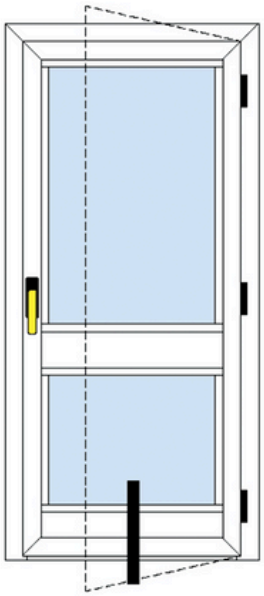

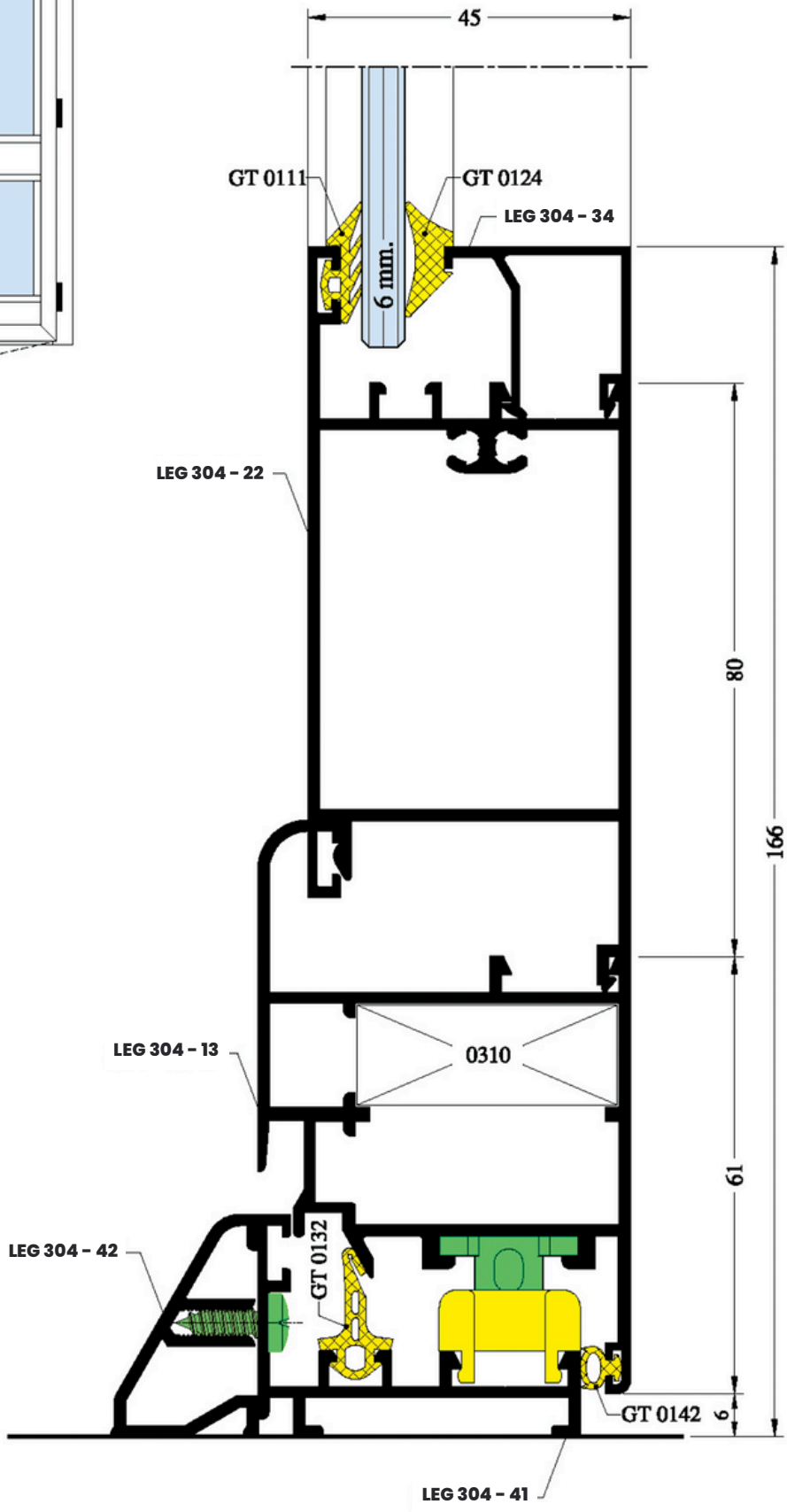
45
GT 0111
GT 0124
LEG 304 - 34
6 mm.
LEG 304 - 22
80
166
LEG 304 - 13
0310
61
LEG 304 - 42
GT 0132
GT 0142
6
LEG 304 - 41

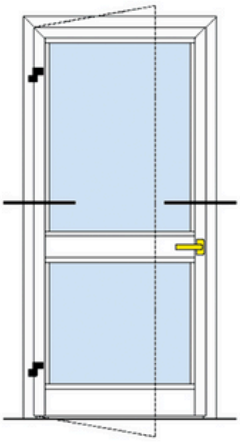

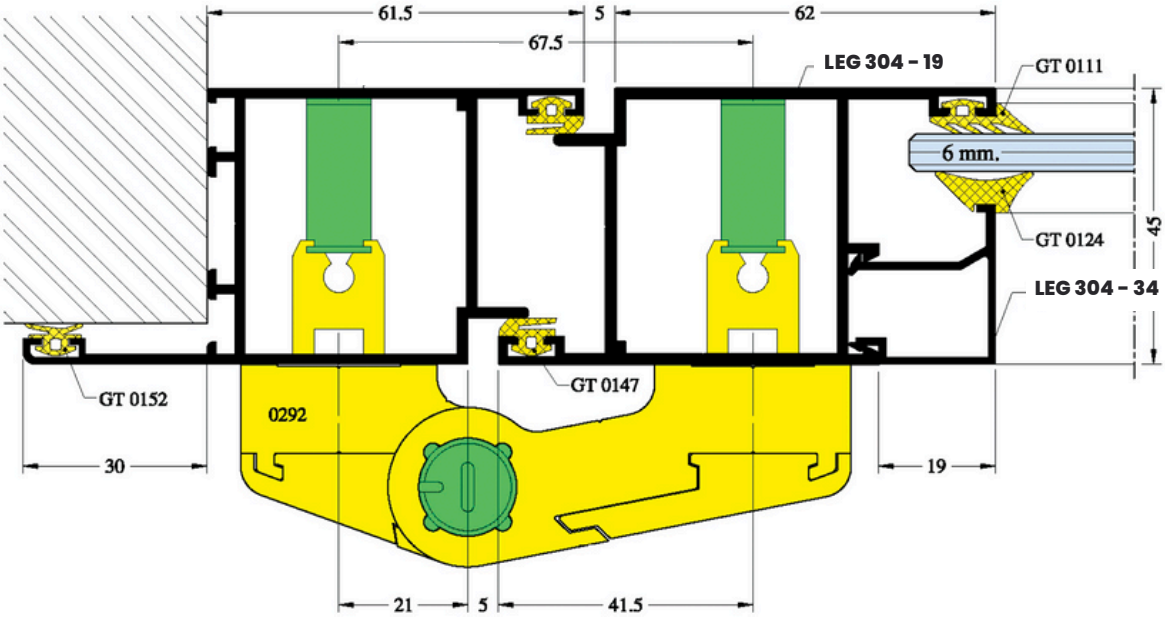
61.5
5
62
67.5
LEG 304 - 19
GT 0111
6 mm.
GT 0124
45
LEG 304 - 34
GT 0152
GT 0147
0292
30
19
21
5
41.5

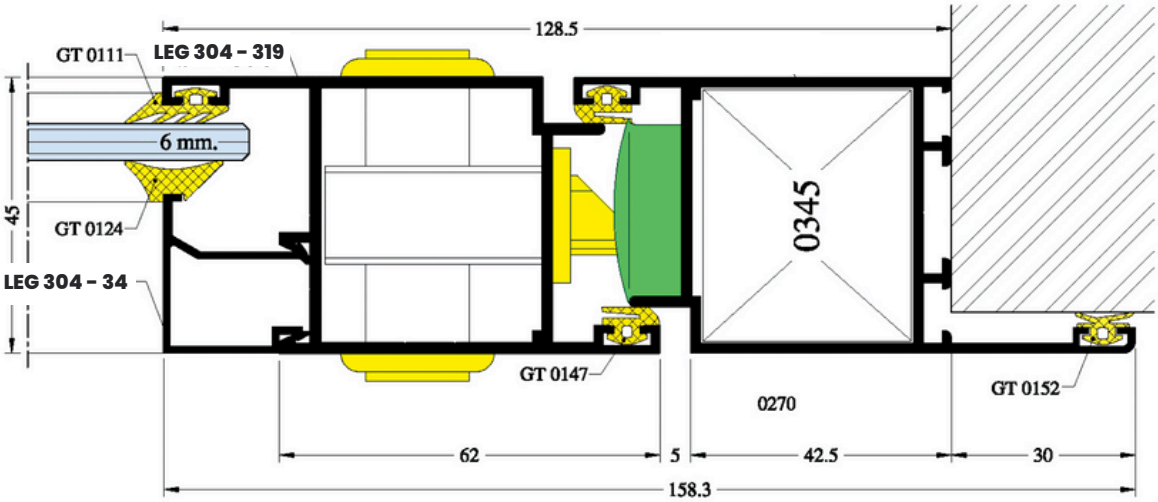
128.5
GT 0111
LEG 304 - 319
6 mm.
45
GT 0124
LEG 304 - 34
0345
GT 0147
0270
GT 0152
62
5
42.5
30
158.3

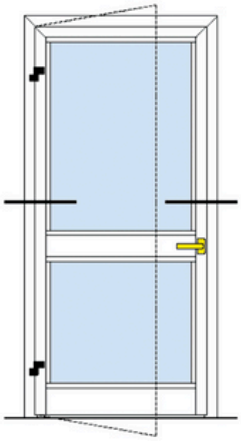

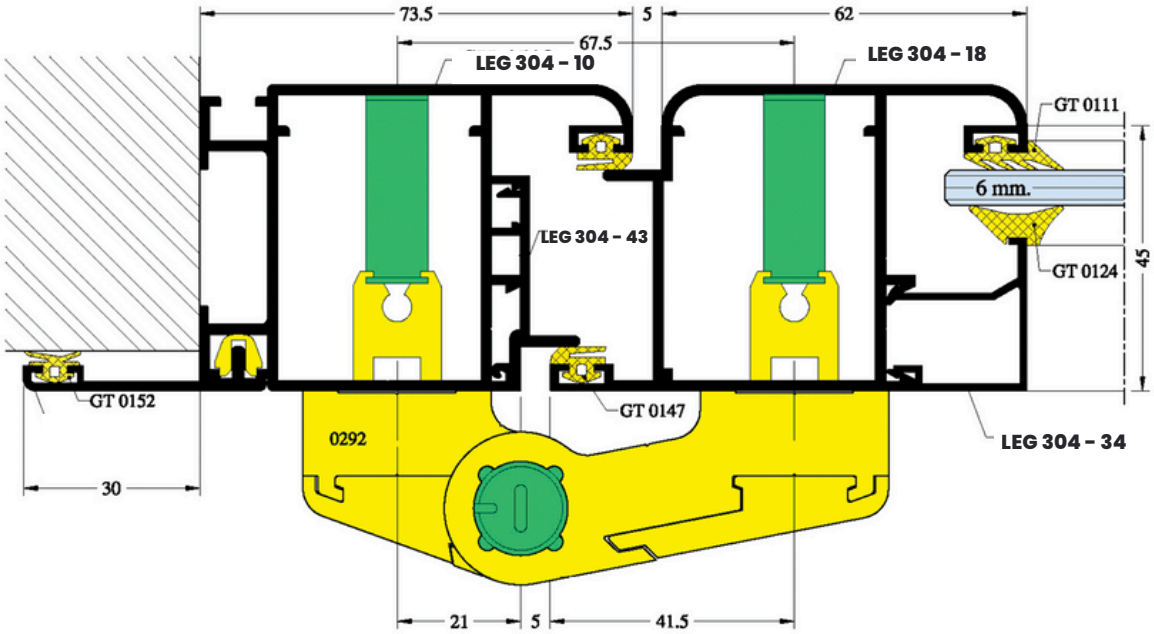
73.5
5
62
67.5
LEG 304 - 10
LEG 304 - 18
GT 0111
6 mm.
LEG 304 - 43
GT 0124
45
GT 0152
GT 0147
0292
LEG 304 - 34
30
21
5
41.5

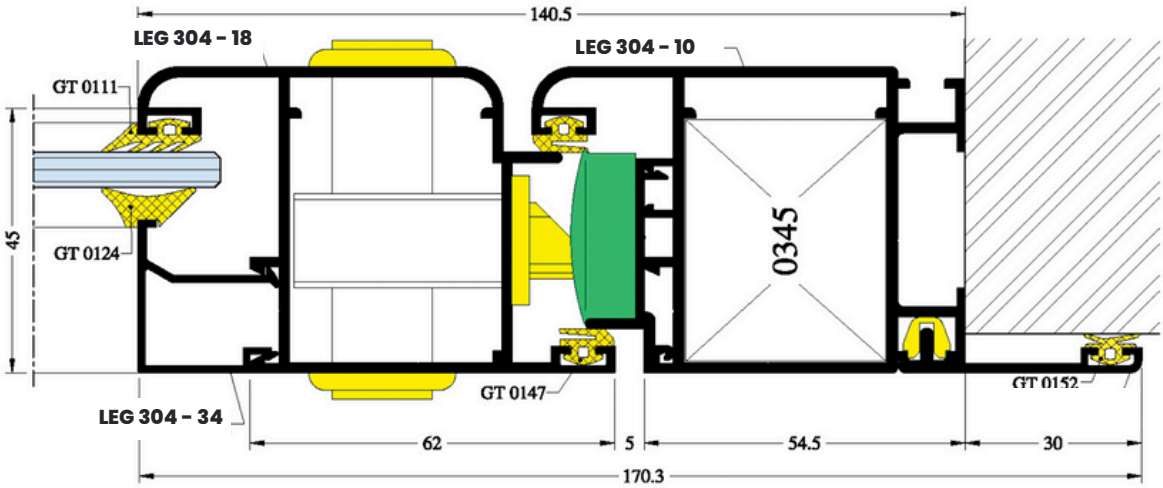
140.5
LEG 304 - 18
LEG 304 - 10
GT 0111
45
GT 0124
0345
GT 0147
GT 0152
LEG 304 - 34
62
5
54.5
30
170.3

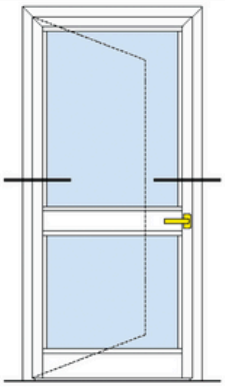

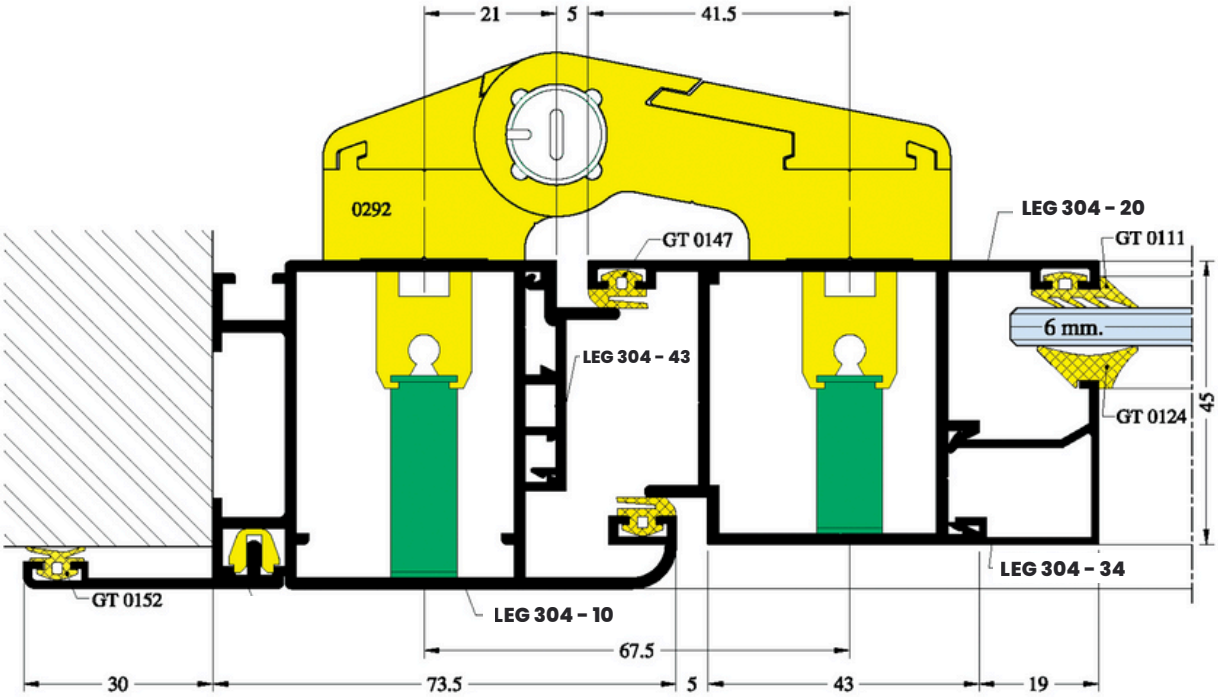
21
5
41.5
0292
GT 0147
LEG 304 - 20
GT 0111
6 mm.
LEG 304 - 43
GT 0124
45
LEG 304 - 34
GT 0152
LEG 304 - 10
67.5
30
73.5
5
43
19

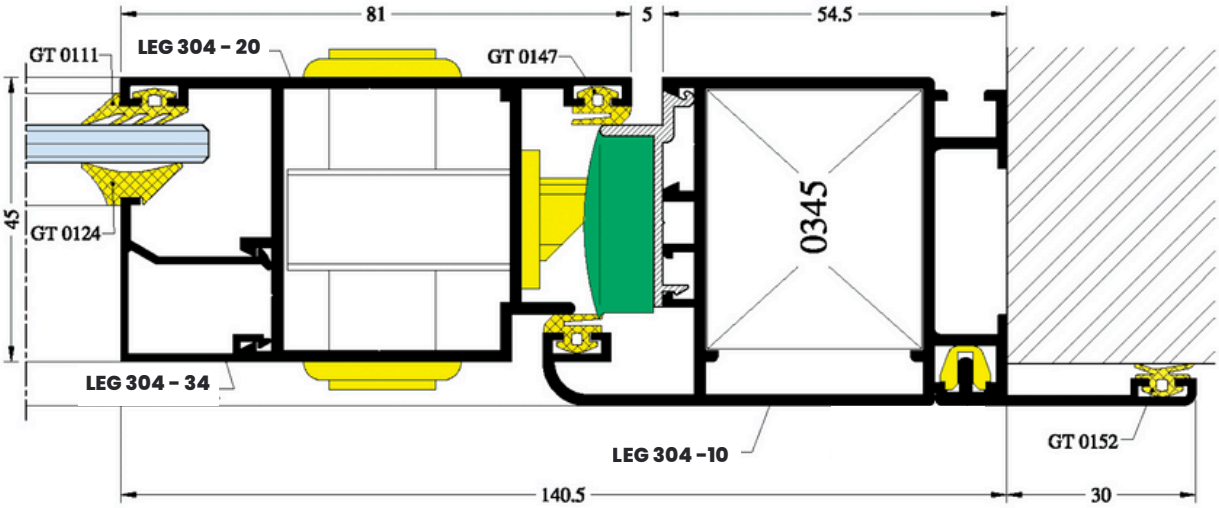
81
5
54.5
GT 0111
LEG 304 - 20
GT 0147
45
GT 0124
0345
LEG 304 - 34
LEG 304 -10
GT 0152
140.5
30

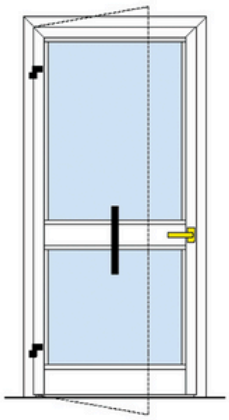

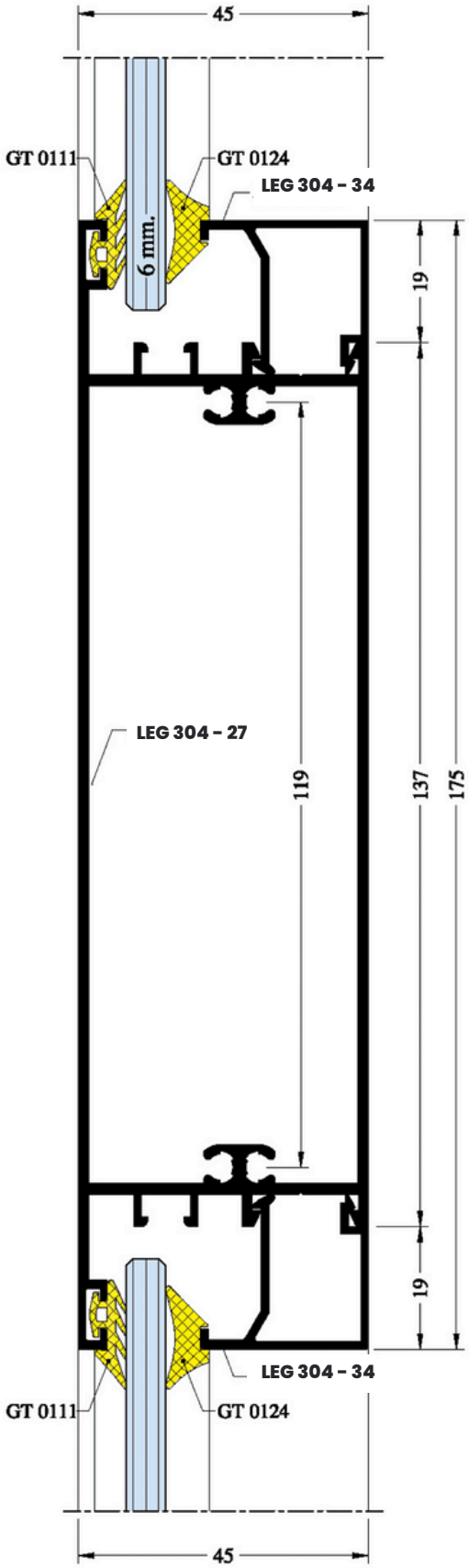
45
GT 0111
GT 0124
LEG 304 - 34
6 mm.
19
LEG 304 - 27
119
137
175
19
LEG 304 - 34
GT 0111
GT 0124
45

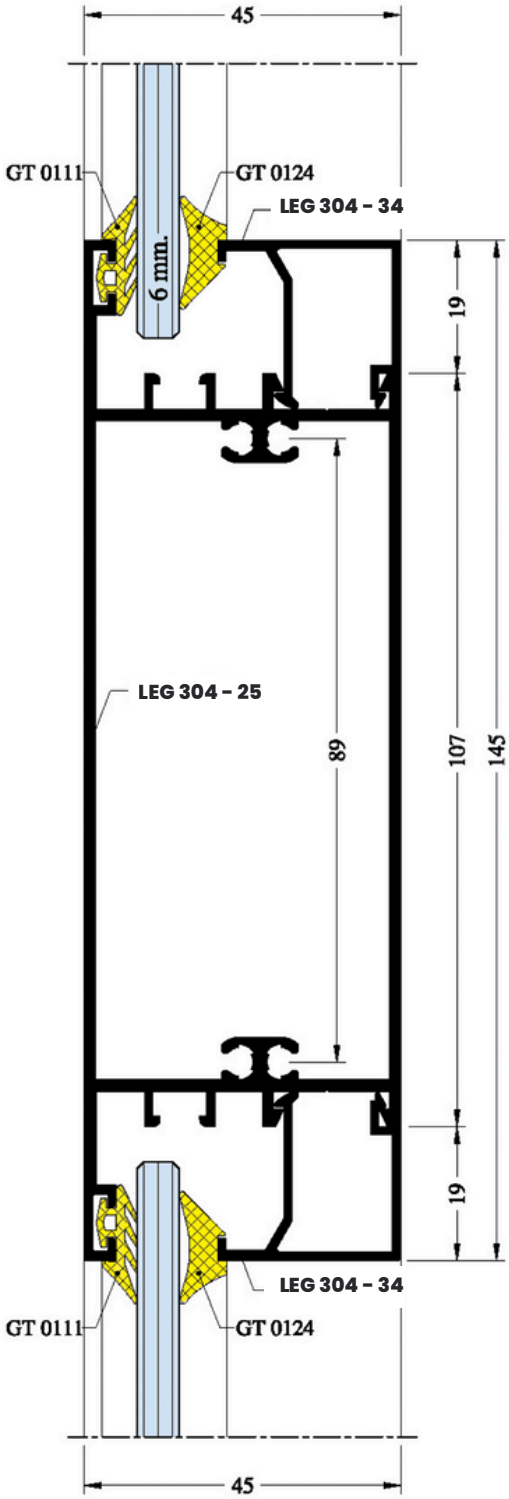
45
GT 0111
GT 0124
LEG 304 - 34
6 mm.
19
LEG 304 - 25
89
107
145
19
LEG 304 - 34
GT 0111
GT 0124
45

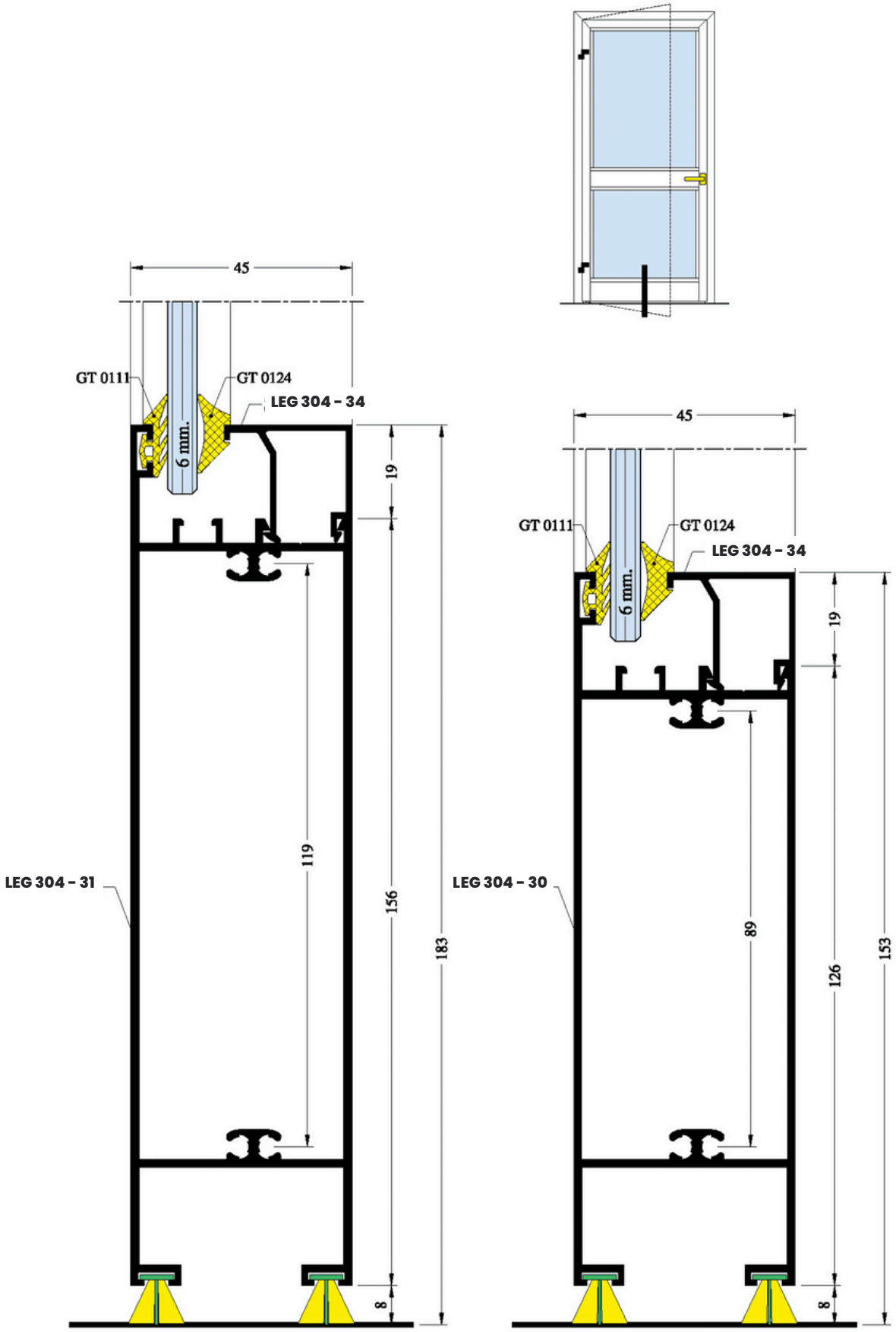
45
GT 0111
GT 0124
LEG 304 - 34
6 mm.
19
119
156
183
8
LEG 304 - 31
45
GT 0111
GT 0124
LEG 304 - 34
6 mm.
19
89
126
153
8
LEG 304 - 30

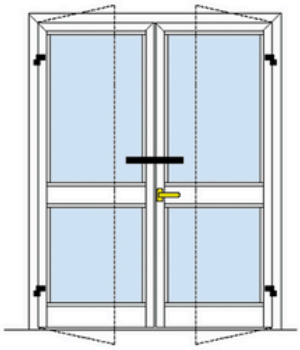

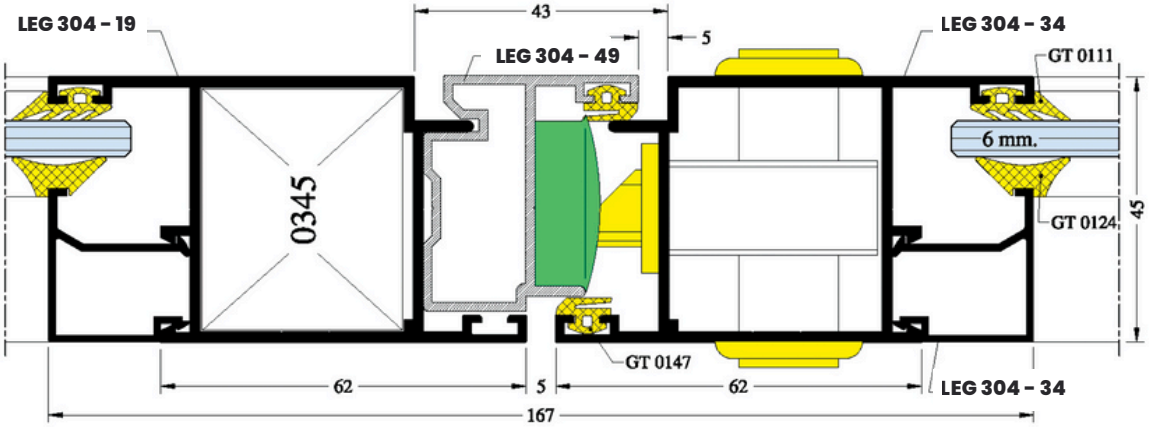
LEG 304 - 19
43
5
LEG 304 - 49
LEG 304 - 34
GT 0111
6 mm.
0345
GT 0124
45
GT 0147
62
5
62
LEG 304 - 34
167

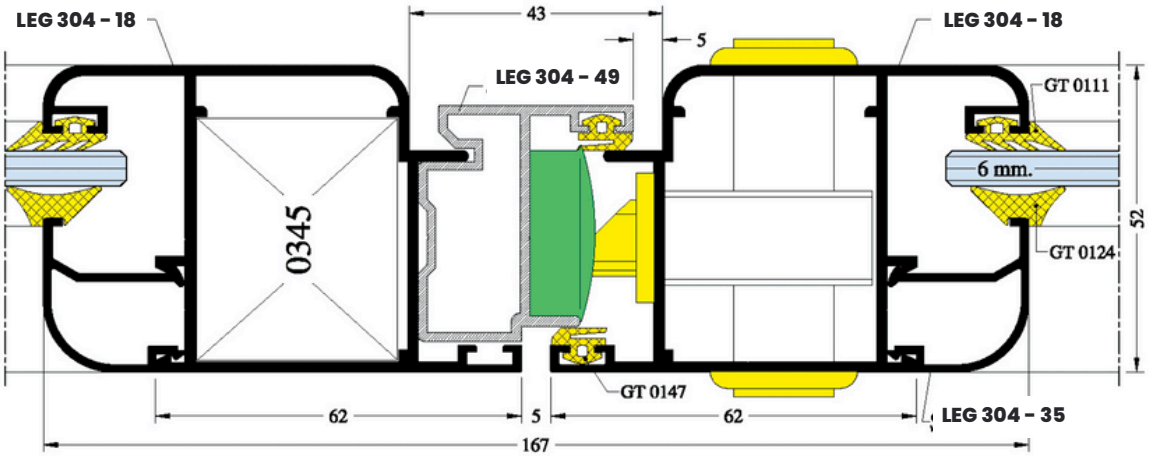
LEG 304 - 18
43
5
LEG 304 - 18
LEG 304 - 49
GT 0111
6 mm.
0345
GT 0124
52
GT 0147
62
5
62
LEG 304 - 35
167

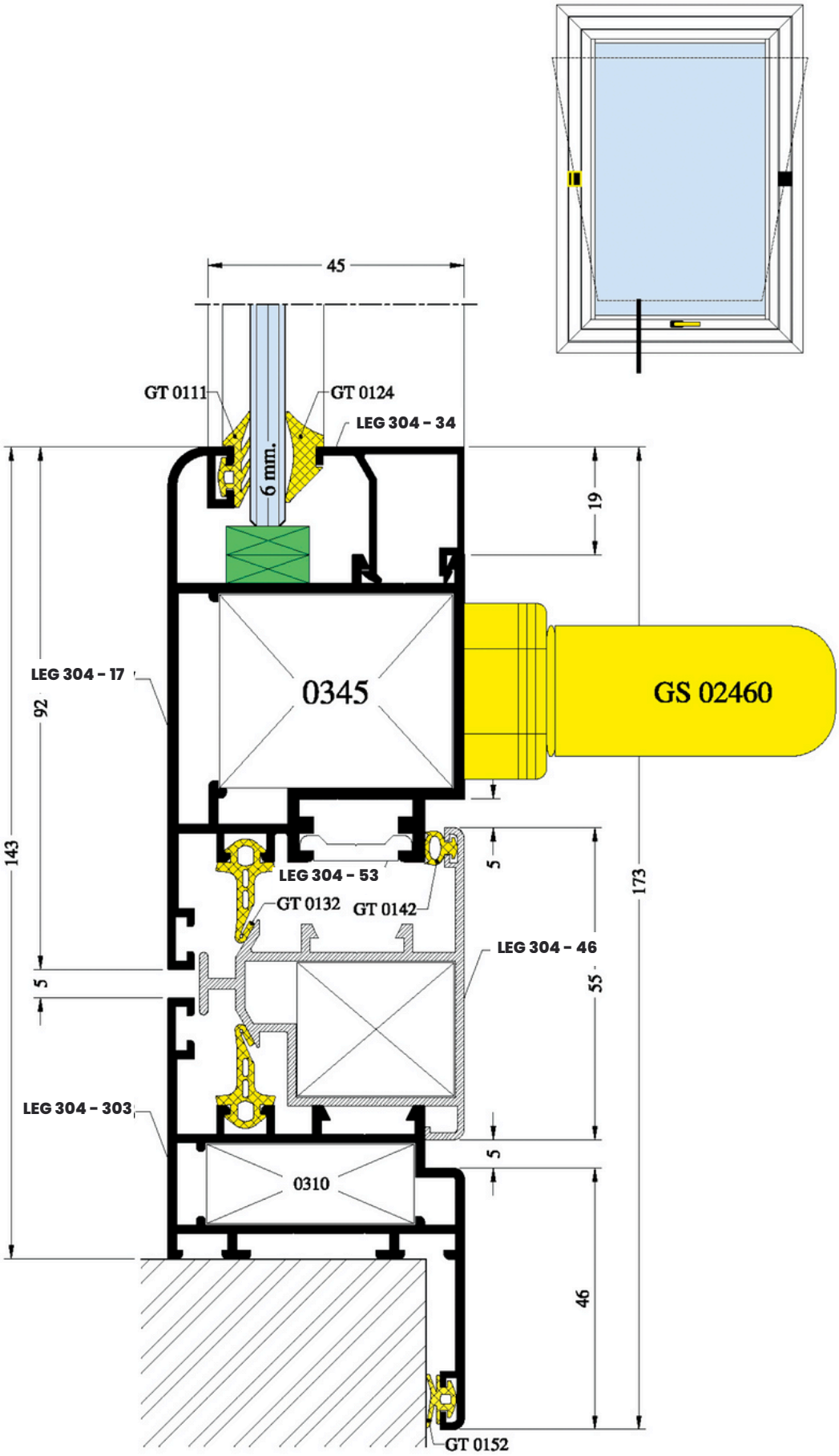
45
GT 0111
GT 0124
LEG 304 - 34
6 mm.
19
LEG 304 - 17
92
0345
GS 02460
143
5
LEG 304 - 53
GT 0132
GT 0142
173
LEG 304 - 46
55
5
LEG 304 - 303
0310
5
46
GT 0152

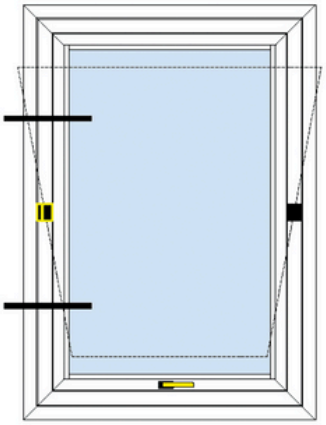

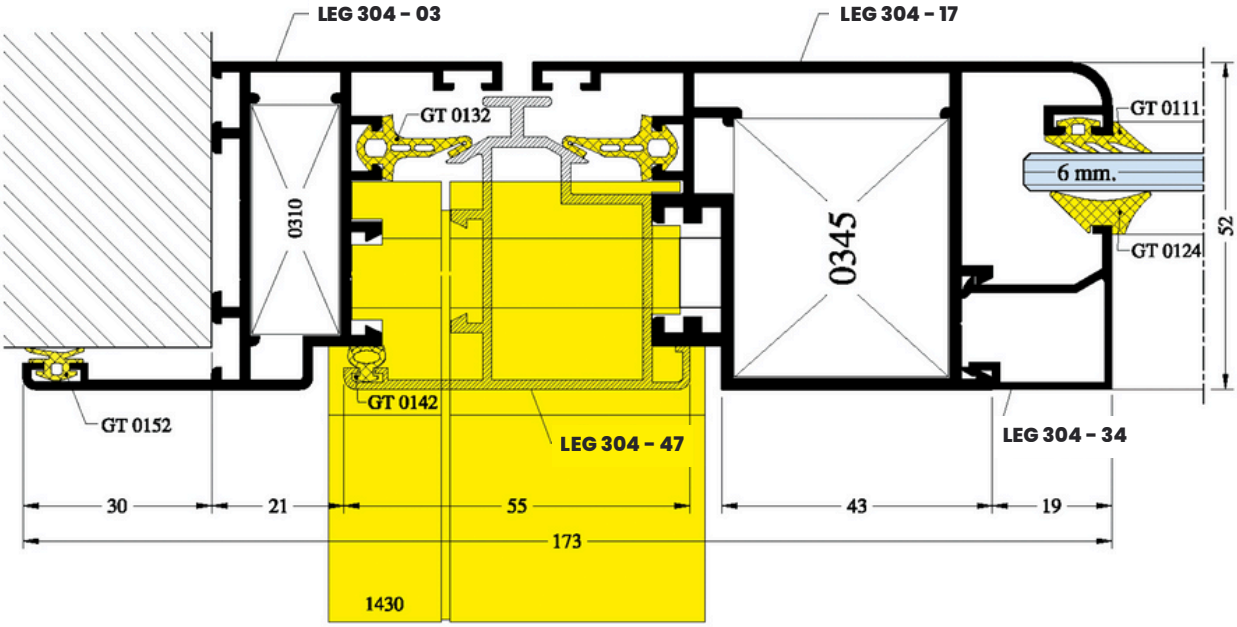
LEG 304 - 03
LEG 304 - 17
GT 0132
GT 0111
6 mm.
0310
0345
52
GT 0124
GT 0142
GT 0152
LEG 304 - 47
LEG 304 - 34
30
21
55
43
19
173
1430

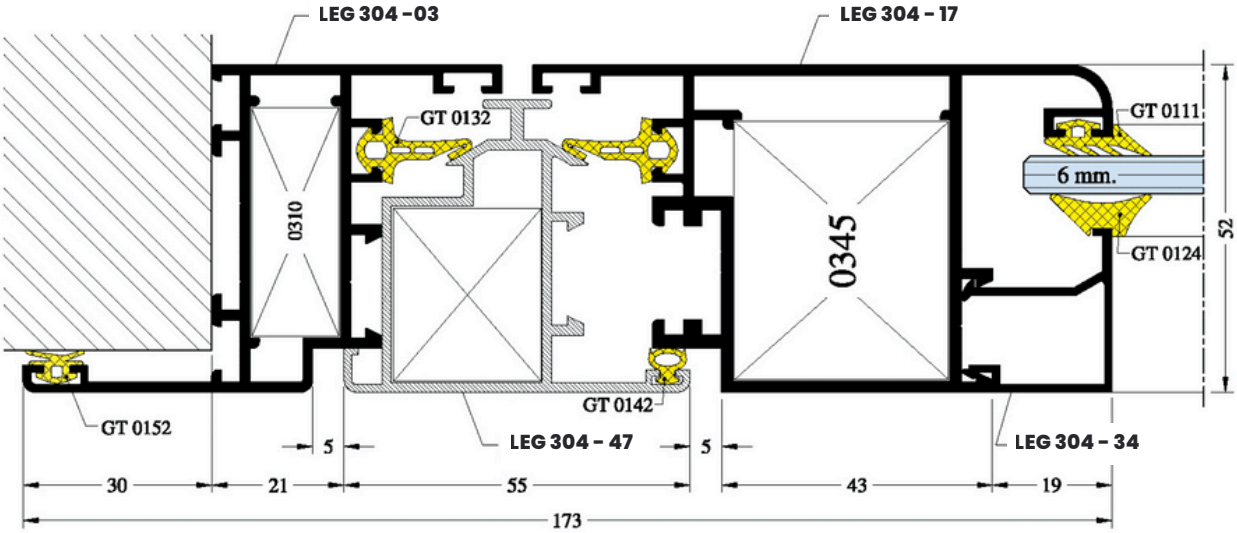
LEG 304 -03
LEG 304 - 17
GT 0132
GT 0111
6 mm.
0310
0345
52
GT 0124
GT 0142
GT 0152
5
LEG 304 - 47
5
LEG 304 - 34
30
21
55
43
19
173

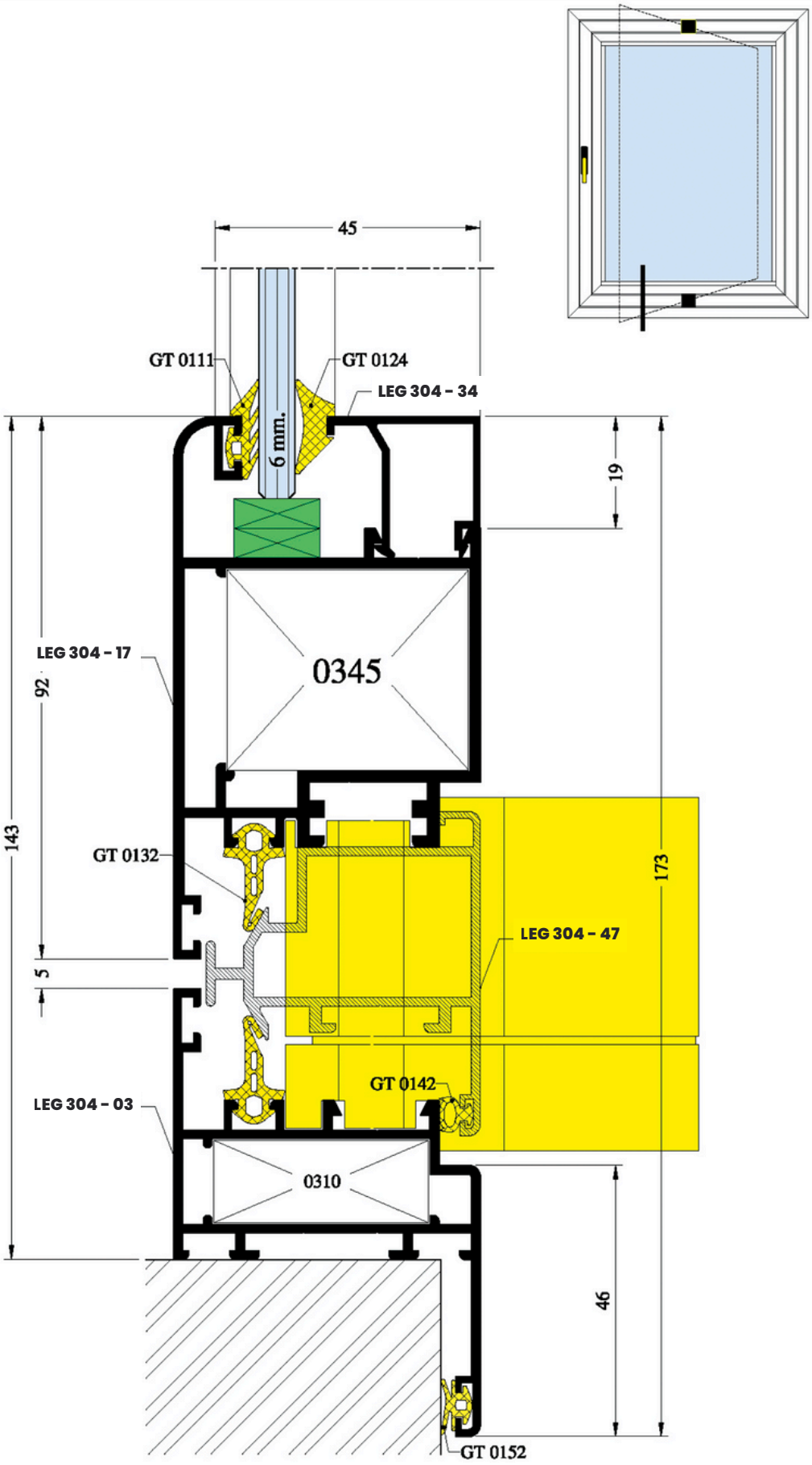
45
GT 0111
GT 0124
LEG 304 - 34
6 mm.
19
LEG 304 - 17
0345
92
143
GT 0132
173
LEG 304 - 47
5
GT 0142
LEG 304 - 03
0310
46
GT 0152

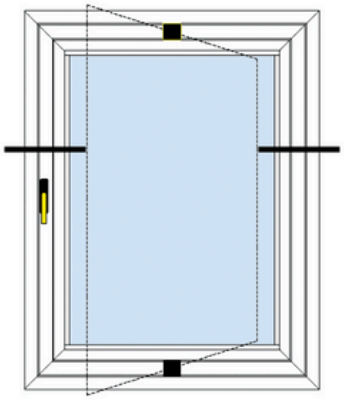

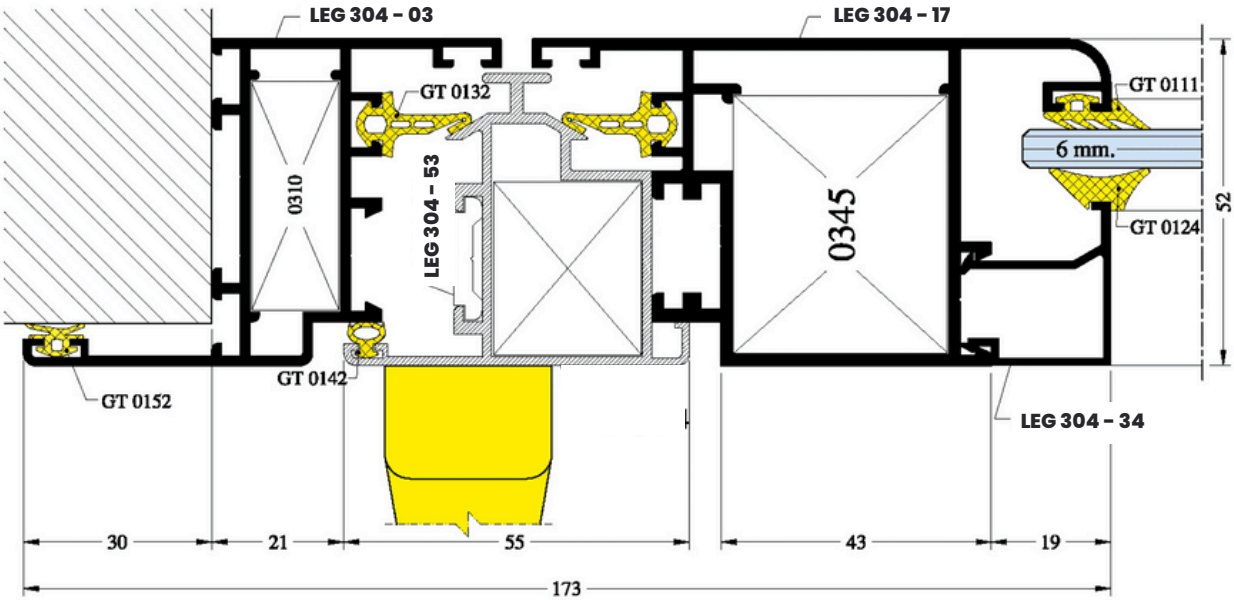
LEG 304 - 03
LEG 304 - 17
GT 0132
GT 0111
6 mm.
0310
LEG 304 - 53
0345
GT 0124
52
GT 0152
GT 0142
LEG 304 - 34
30
21
55
43
19
173

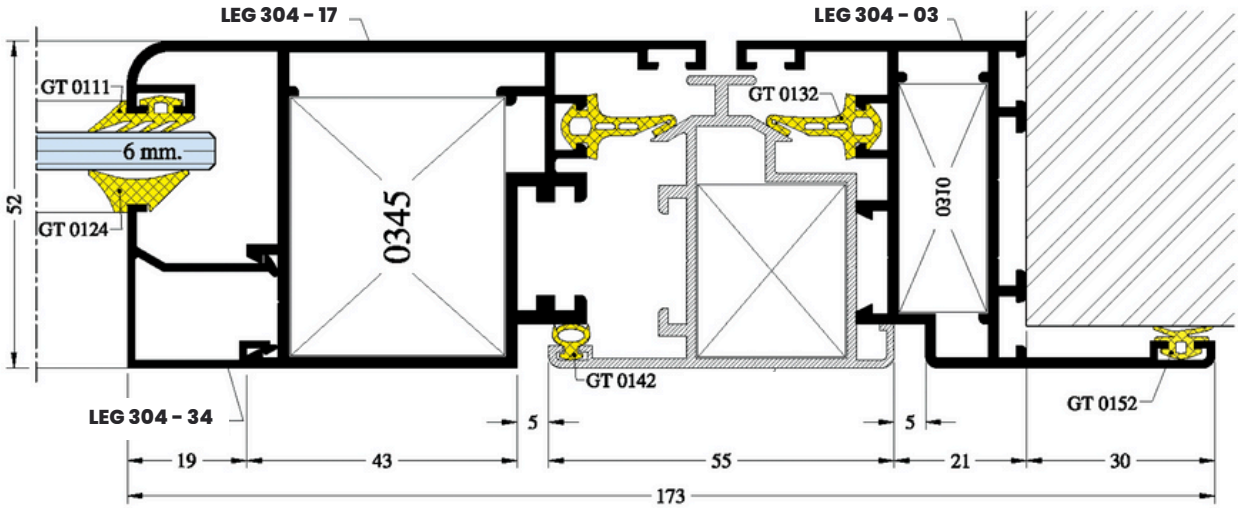
LEG 304 - 17
LEG 304 - 03
GT 0111
6 mm.
GT 0132
52
GT 0124
0345
0310
GT 0142
GT 0152
LEG 304 - 34
5
5
19
43
55
21
30
173

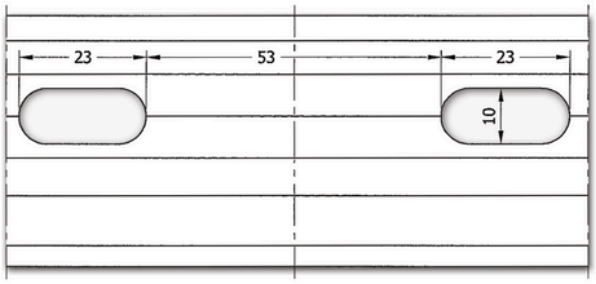
23
53
23
10

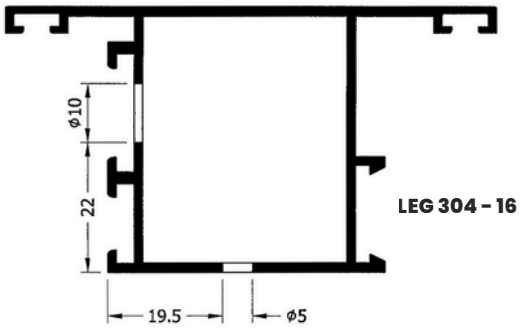
ø10
22
19.5
ø5
LEG 304 - 16

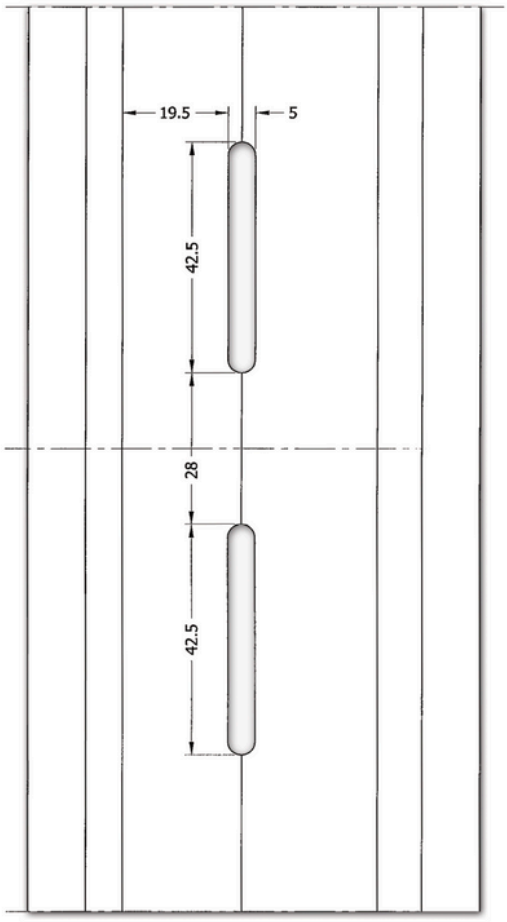
19.5
5
42.5
28
42.5

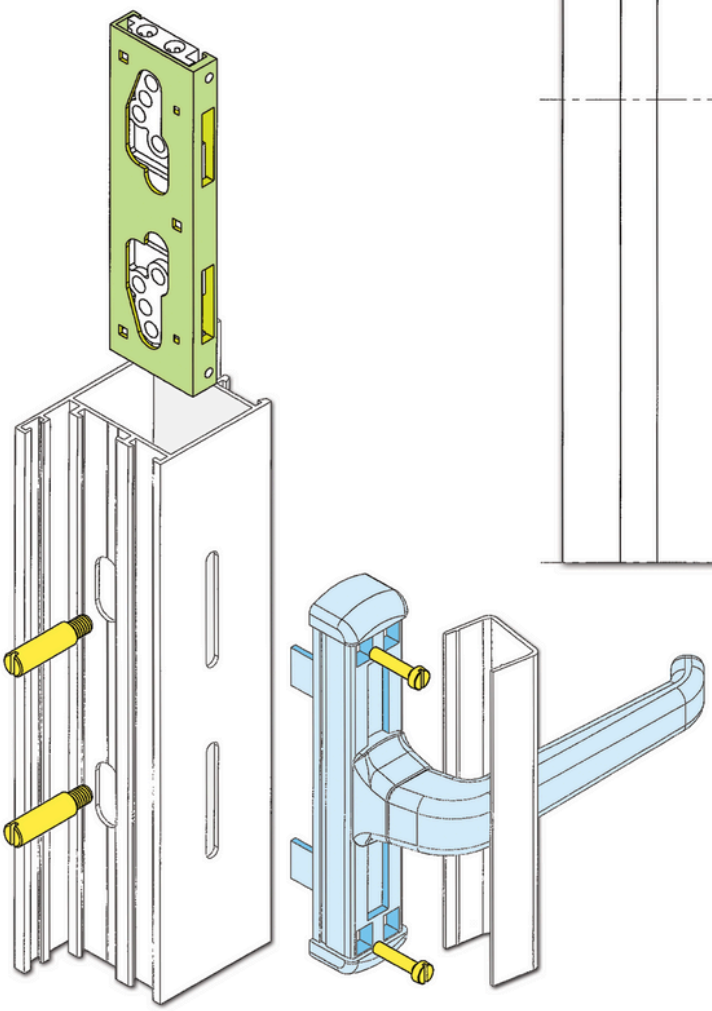

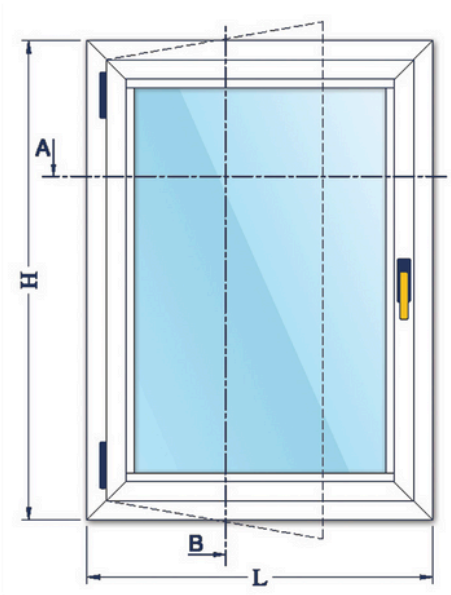

profiles cutting list			
Hinged system			
Figure	cutting length	Prof .NO	QTY
	L	LEG 304 - 01	2
	H		2
	L - 42	LEG 304 - 12	2
	H - 42		2
	L - 131	LEG 304 - 34	2
	H - 169		2
glass 4 - 6 mm.	L - 141	—	1
	H - 141		

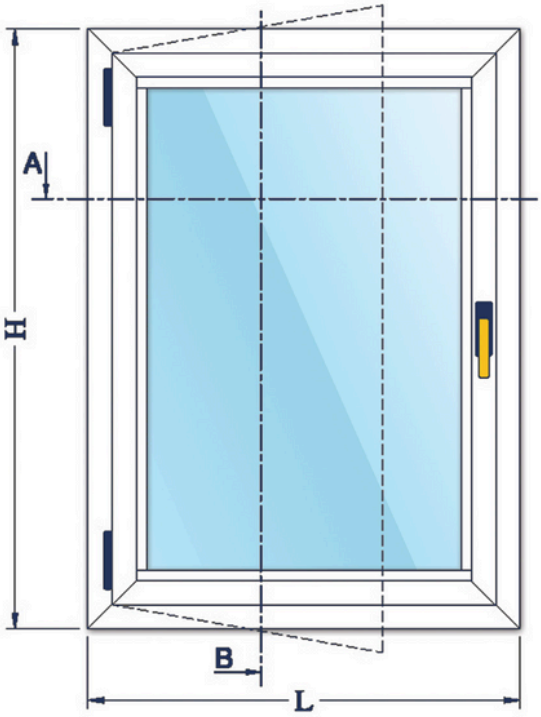

Accessories list			
Hinged system			
Figure	QTY	ACC.NO	Description
	2	001	hinges
	8	002	Corner hinged
	1	003	Omega handle
	1	004	Close group
	4	005	Corner Bar
	1 m	006	wire
	2L+2H	R-01	Rubber - 4 lines
	2L+2H	R-02	Rubber - Glass
	2L+2H	R-03	Rubber - Central
	2L+2H	R-04	Rubber - Door

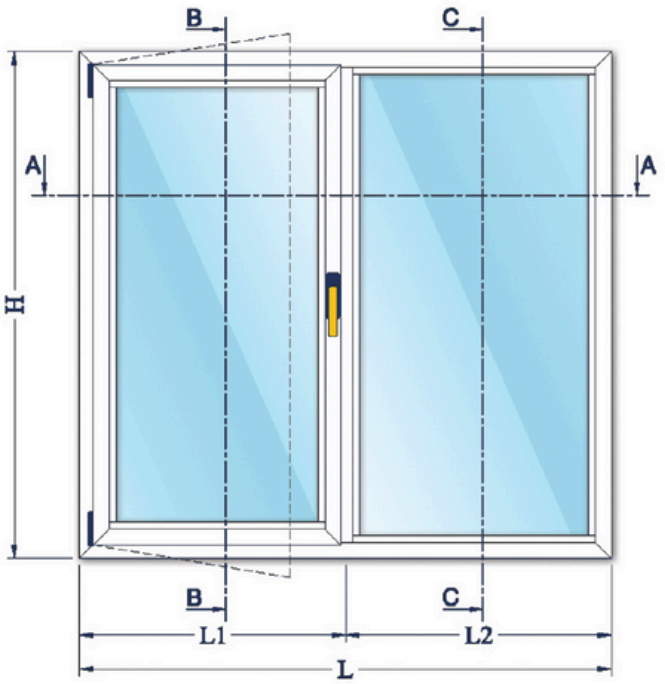

profiles cutting list			
Hinged system			
Figure	cutting length	Prof .NO	QTY
	L	LEG 304 - 01	2
	H		2
	L1 - 38.5	LEG 304 - 12	2
	H - 42		2
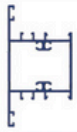	H - 44	LEG 304 - 26	1
	L1 - 127.5	LEG 304 -34	2
	H - 169		2
	L2 - 50.5		2
	H - 92		2
GLASS 4 - 6 mm.	L1 - 137.5	—	1
	H - 141		
	L2 - 60.5		1
	H - 64		

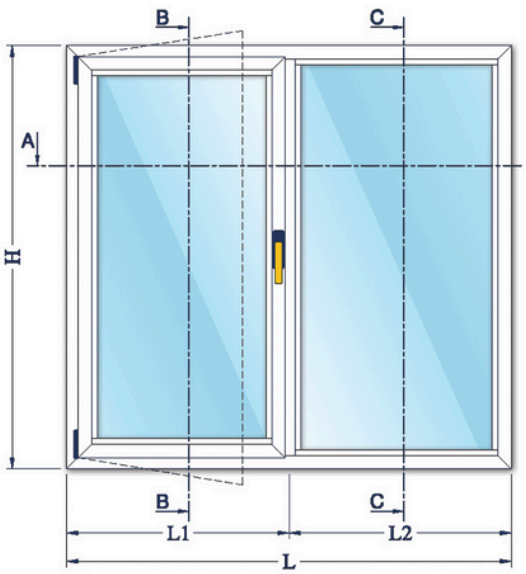

Accessories list			
Hinged system			
Figure	QTY	ACC.NO	Description
	2	001	hinges
	8	002	Corner hinged
	1	003	Omega handle
	1	004	Close group
	4	005	Corner Bar
	1 m	006	wire
	2L+2H	R-01	Rubber - 4 lines
	2L+2H	R-02	Rubber - Glass
	2L+2H	R-03	Rubber - Central
	2L+2H	R-04	Rubber - Door

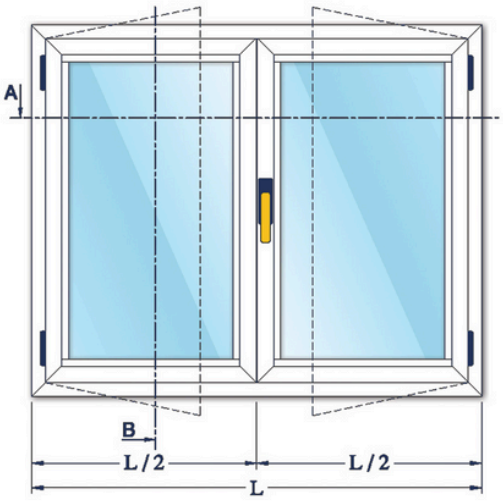

profiles cutting list			
Hinged system			
Figure	cutting length	Prof .NO	QTY
	L	LEG 304 - 01	2
	H		2
	L - 46 / 2	LEG 304 - 12	4
	H - 42		4
	L - 224 / 2	LEG 304 - 34	4
	H - 169		4
	H - 77	LEG 304 - 48	1
glass 4 - 6 mm.	L - 244 / 2	—	2
	H - 141		

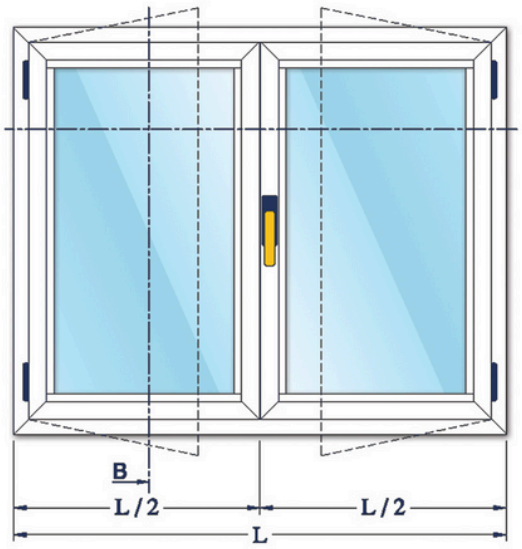

Accessories list			
Hinged system			
Figure	QTY	ACC.NO	Description
	4	001	hinges
	12	002	Corner hinged
	1	003	Omega handle
	1	004	Close group
	4	005	Corner Bar
	1 m	006	wire
	1	007	cover
	2L+4H	R-01	Rubber - 4 lines
	2L+4H	R-02	Rubber - Glass
	2L+3H	R-03	Rubber - Central
	2L+4H	R-04	Rubber - Door



profiles cutting list			
Hinged system			
Figure	cutting length	Prof .NO	QTY
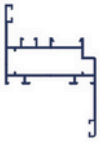	L + 60	LEG 304 - 03	2
	H + 60		2
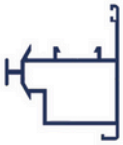	L - 42	LEG 304 - 46	1
	L - 42		1
	H1 - 21 R+L		1+1
	H2 - 21 R+L		1+1
	L - 102	LEG 304 - 17	2
	H - 102		2
	L - 248	LEG 304 - 34	2
	H - 286		2
glass 4 - 6 mm.	L - 258	—	1
	H - 258		

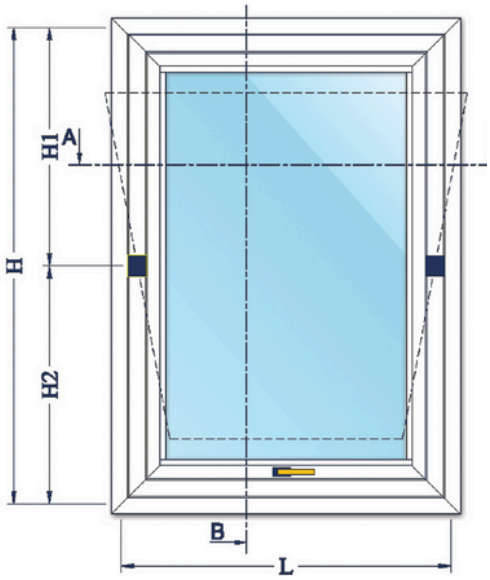

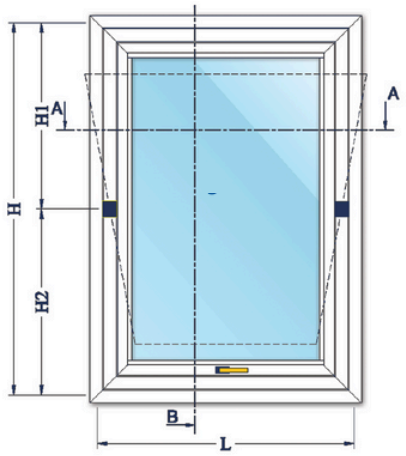

Accessories list			
Hinged system			
Figure	QTY	ACC.NO	Description
	1	009	lock set
	8	002	Corner hinged
	1	003	Omega handle
	1	004	Close group
	4	005	Corner Bar
	1 m	006	wire
	1	008	axial
	2L+2H	R-01	Rubber - 4 lines
	2L+2H	R-02	Rubber - Glass
	4L+4H	R-03	Rubber - Central
	2L+2H	R-04	Rubber - Door
	2L+2H	R-05	Rubber - Bar

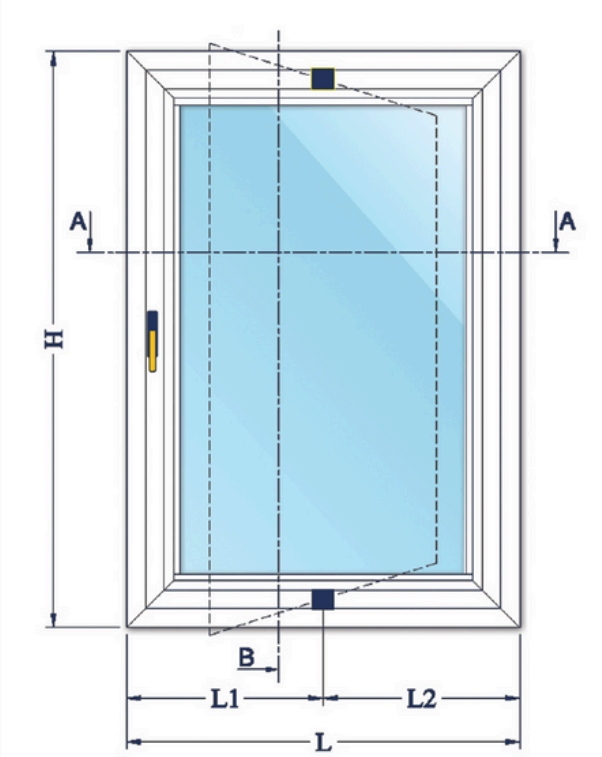

profiles cutting list

Hinged system

Figure	cutting length	Prof .NO	QTY
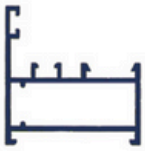	L	LEG 304 - 01	2
	H		2
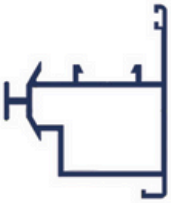	L1 - 21 R+L	LEG 304 -46	1+1
	L2 - 21 R+L		1+1
	L - 42		1
	L - 42		1
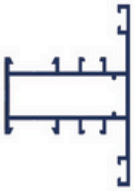	L - 102	LEG 304 - 24	2
	H - 102		2
	L - 195	LEG 304 - 34	2
	H - 233		2
GLASS 4 - 6 mm.	L - 205	—	1
	H - 205		

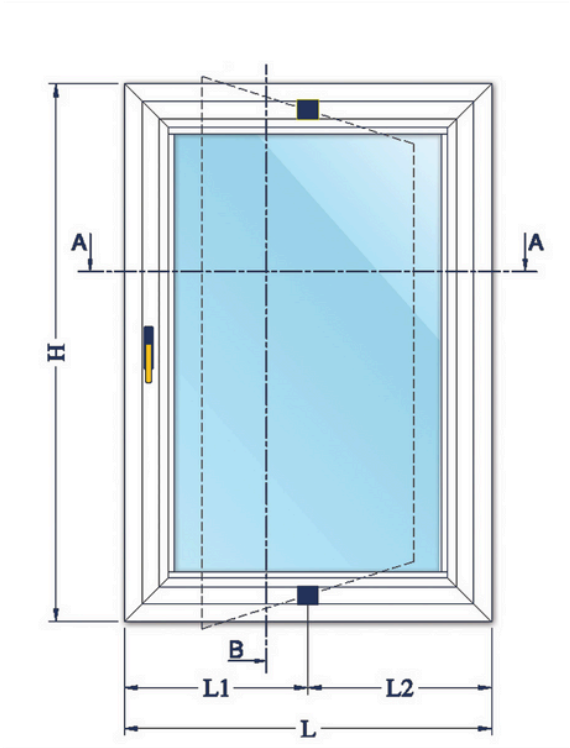

Accessories list			
Hinged system			
Figure	QTY	ACC.NO	Description
	1	008	axial
	8	002	Corner hinged
	1	003	Omega handle
	1	004	Close group
	4	005	Corner Bar
	1 m	006	wire
	2L+2H	R-01	Rubber - 4 lines
	2L+2H	R-02	Rubber - Glass
	4L+4H	R-03	Rubber - Central
	2L+2H	R-04	Rubber - Door

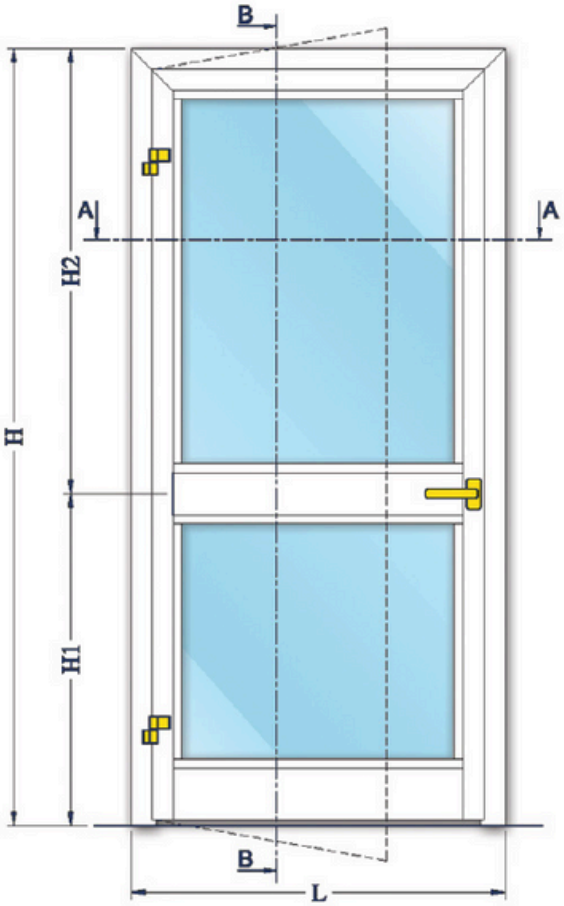

profiles cutting list

Hinged system

Figure	cutting length	Prof .NO	QTY
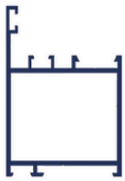	L	LEG 304 - 07	1
	H		2
	L - 105	LEG 304 - 19	1
	H - 60.5		2
	L - 219	LEG 304 -25	1
	L - 219	LEG 304 - 30	1
	L - 229	LEG 304 - 34	4
	H1 - 225.5		2
	H2 - 206		2
	L - 95	LEG 304 - 43	1
	H - 47.5		2
GLASS 4 - 6 mm.	L - 239	—	1
	H1 - 179.5		
	L - 239		1
	H2 - 178		

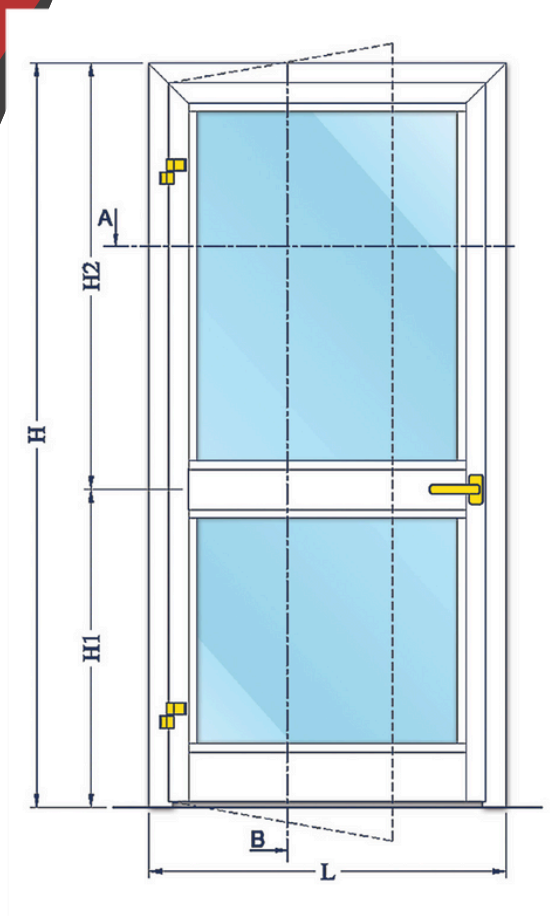

Accessories list			
Hinged system			
Figure	QTY	ACC.NO	Description
	2	001	hinges
	4	002	Corner hinged
	1	003	Omega handle
	1	009	lock set
	4	005	Corner Bar
	4L+2H	R-01	Rubber - 4 lines
	4L+2H	R-02	Rubber - Glass
	2L+4H	R-03	Rubber - Central
	2L	B-01	7*10 Brushes

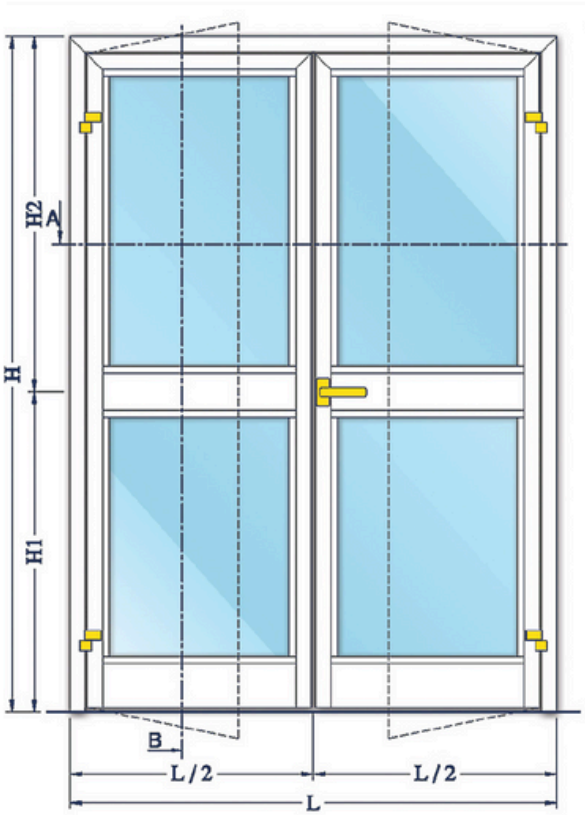

profiles cutting list

Hinged system

Figure	cutting length	Prof .NO	QTY
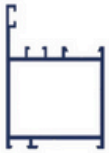	L	LEG 304 - 07	1
	H		2
	L - 110 / 2	LEG 304 - 19	2
	H - 60.5		4
	L - 338 / 2	LEG 304 - 25	2
	L - 338 / 2	LEG 304 - 30	2
	L - 358 / 2	LEG 304 -34	8
	H1 - 225.5		4
	H2 - 206		4
	L - 95	LEG 304 -43	1
	H - 47.5		2
	H - 69.5	LEG 304 - 49	1
GLASS 4 - 6 mm.	L - 378 / 2	—	2
	H1 - 179.5		
	L - 378 / 2		2
	H2 - 178		

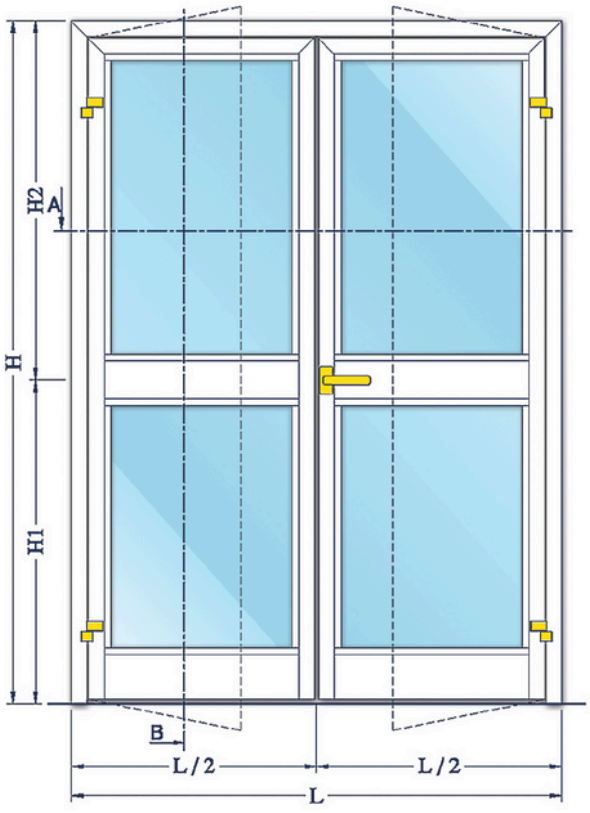

Accessories list			
Hinged system			
Figure	QTY	ACC.NO	Description
	4	001	hinges
	6	002	Corner hinged
	1	003	Omega handle
	1	009	lock set
	4	005	Corner Bar
	1	007	cover
	2L+4H	R-01	Rubber - 4 lines
	2L+4H	R-02	Rubber - Glass
	2L+3H	R-03	Rubber - Central
	2L	B-01	7*10 Brushes

LEG 710

Sliding system 100 mm.

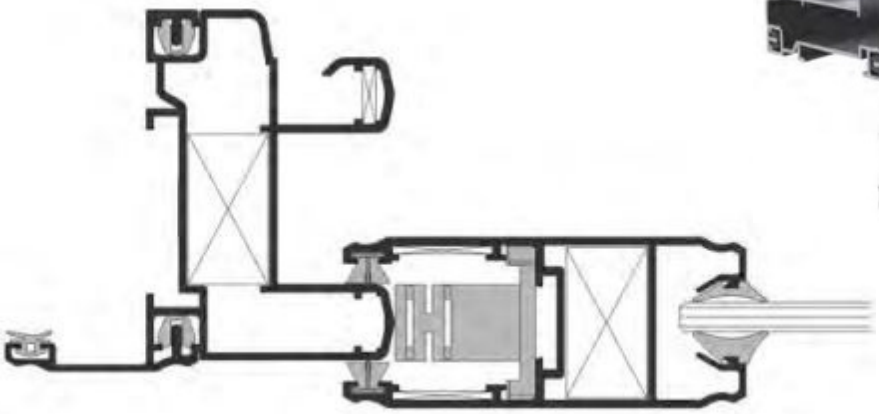

Technical Characterestics :

Frame	Depth	74 mm – to – 134 mm
	Height	53 mm – to – 106 mm
Sash	Depth	36 mm
	Height	86 mm
Max Glass Thickness	Up to 24 mm	
Max sash weight	Up to 170 kg	
Sealing Type	Perimetrical , with two rows of high-density brushes	

Complies with Euopean norm Hen 1435-1 :

Air permability	(class 3) up to 600 pa
Water tightness	(class 8A) up to 450 pa
Resistance to wind load	(class B2) up to 800 pa

- Used for doors and windows with large openings.
- Wide variety of frames and sashes .
- Wide range of locking systems and multi locking points and anti-lift blocks .
- All accessories can be adjusted and fixed with set screws .

EUROPEAN CERTIFYING ORGANIZATION S.P.A.
NOTIFIED TESTING LABORATORY N. 0714
FOR REGULATION (EU) No 305/2011

CLASSIFICATION ASSESSMENT
N. 0714-CPR-1289 DATED AUGUST, 05 2015

In compliance with Regulation (EU) No. 305/2011 of the European Parliament and of the Council of 9 March 2011, that replaces Council Directive 89/106/EEC and lays down conditions for the placing or making available on the market of construction products by establishing harmonised rules on how to express their performance in relation to their essential characteristics and taking account of the horizontal legal framework for the marketing of products in the internal market, established by Regulation (EC) No. 765/2008 of the European Parliament and of the Council of 9 July 2008 setting out the requirements for accreditation and market surveillance relating to the marketing of products, as well as by Decision No. 768/2008/EC of the European Parliament and of the Council of 9 July 2008 on a common framework for the marketing of products,
and in compliance with hEN 14351-1:2006 – A1:2010 Windows and doors - Product standard, performance characteristics - Part 1: Windows and external pedestrian doorsets without resistance to fire and/or smoke leakage characteristics, which is currently in force,
European Certifying Organization S.p.A., notified laboratory NB 0714, carried out the following:

type-testing

for the determination of the essential characteristics

Air Permeability – Water tightness – Resistance to Wind Load

on the below mentioned external pedestrian doorset without resistance to fire and/or smoke leakage characteristics
In compliance with EN 12207:1999, EN 12208:1999, EN 12210:1999 – Classification,
EN 1026:2000, EN 1027:2000, EN 12211:2000 – Tests and calculations
System of assessment and verification of constancy of performance 3

The specimen, as provided by the Manufacturer, was identified as follows:

DESCRIPTION OF THE PRODUCT

Type:	Sliding French door, 2 sliding sashes.
Model:	JUMBO 100
	Width= 2,200 mm, Height = 2,200 mm, Thickness = 94 mm
Fabrication number:	-
Date of fabrication:	2015

Taking into account the documentation submitted by the Manufacturer and on the basis of the results of the type-testing carried out, as described in the laboratory report ECO CP0025/2, dated August, 05 2015, in accordance with Annex ZA of hEN 14351-1:2006 – A1:2010 and with the EN 12207:1999, EN 12208:1999 and EN 12210:1999 classification, to the specimen, as previously identified

THE FOLLOWING CLASSIFICATION IS AWARDED

AIR PERMEABILITY:	**CLASS 3**
WATERTIGHTNESS:	**CLASS 8A**
RESISTANCE TO WIND LOAD:	**CLASS B2**

The results refer only to the specimen that has been provided by the Manufacturer and submitted to type-testing listed above.
This classification assessment consists of 1 page and its reproduction is permitted in full only.

Faenza, August, 05, 2015

The undersigned ECO Certificazioni S.p.A. Software Manager CPR
Eng. Gianluca Campolesi

ECO CERTIFICAZIONI S.p.A. - ITALY - Via Mengolina, 33 FAENZA (RA) - www.eco-cert.it

ECO Certificazioni S.p.A. • Via Mengolina, 33
48018 Faenza (RA) - ITALY
Tel. +39 0546 624911 • Fax +39 0546 624922
E-mail: info@eco-cert.it • www.ecocertificazioni.eu

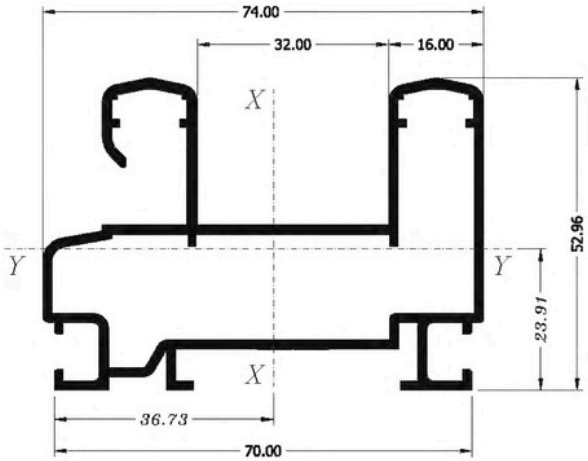

LEG 710 - 01

1.504 Kg./ml.

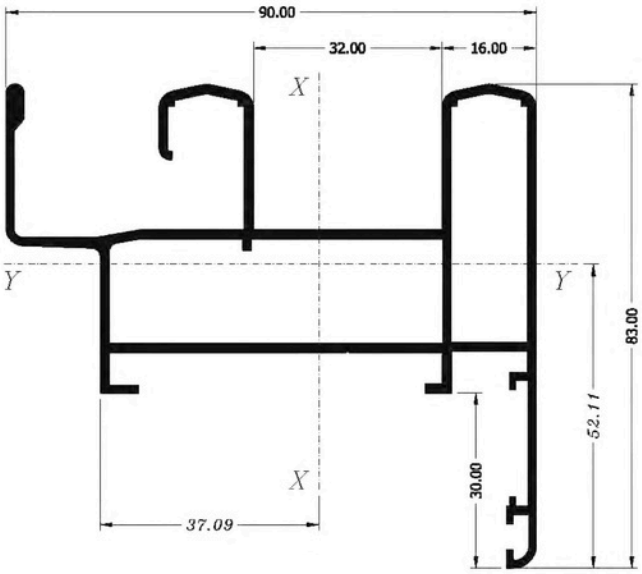

LEG 710 - 02

1.667 Kg./ml.

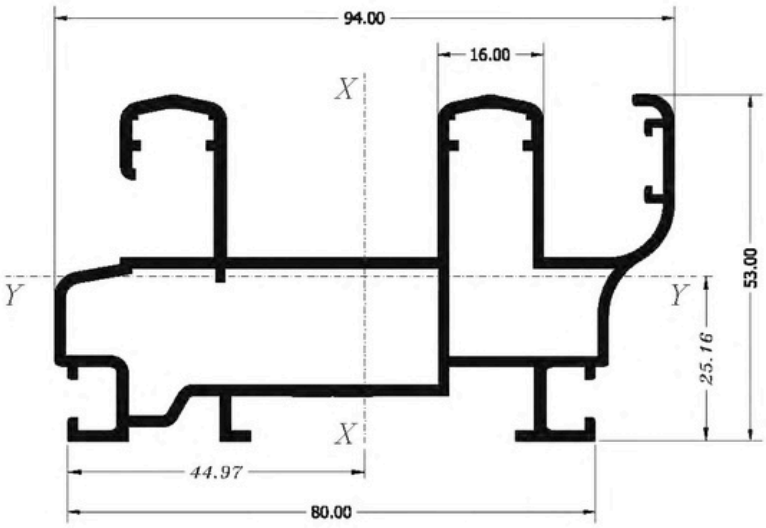

LEG 710 - 03

1.793 Kg./ml.

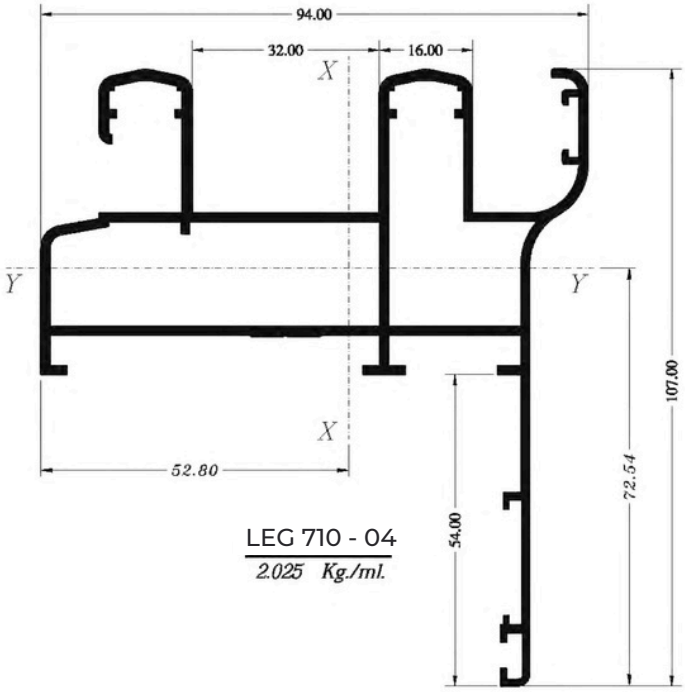

LEG 710 - 04

2.025 Kg./ml.

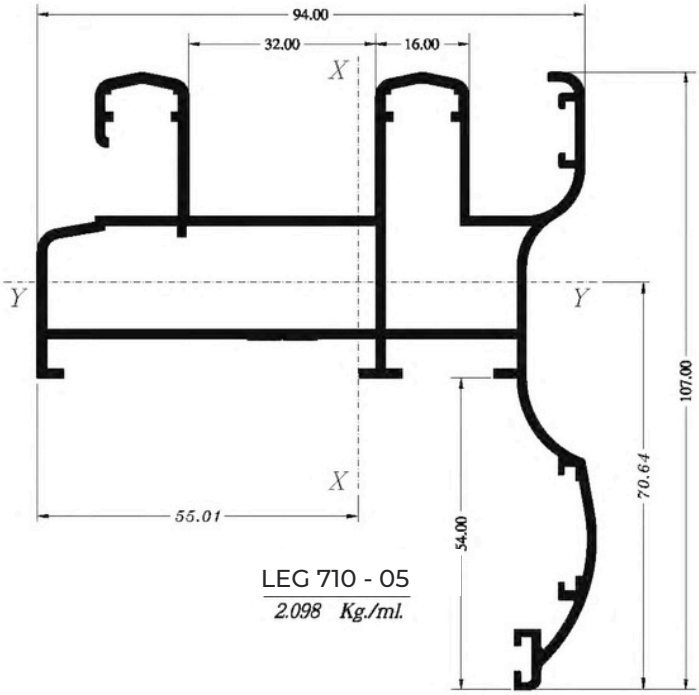

LEG 710 - 05

2.098 Kg./ml.

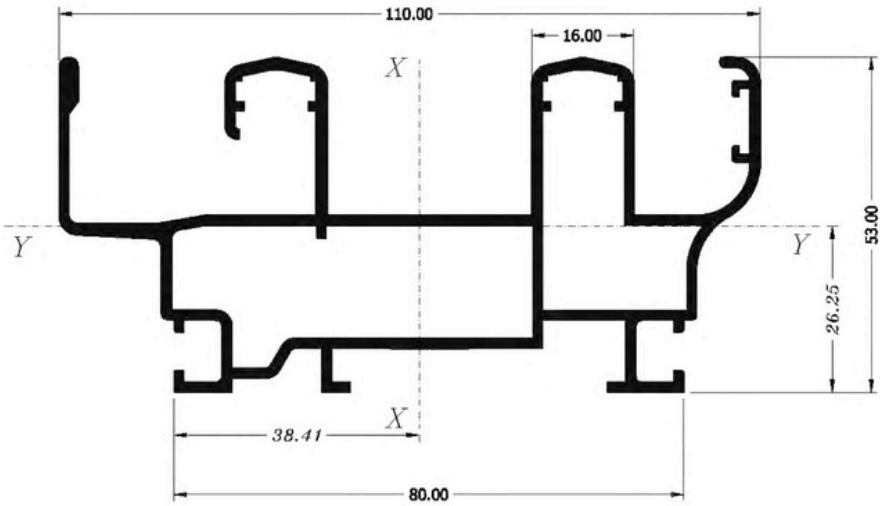

BEST SELLER

LEG 710 - 06

2.013 Kg./ml.

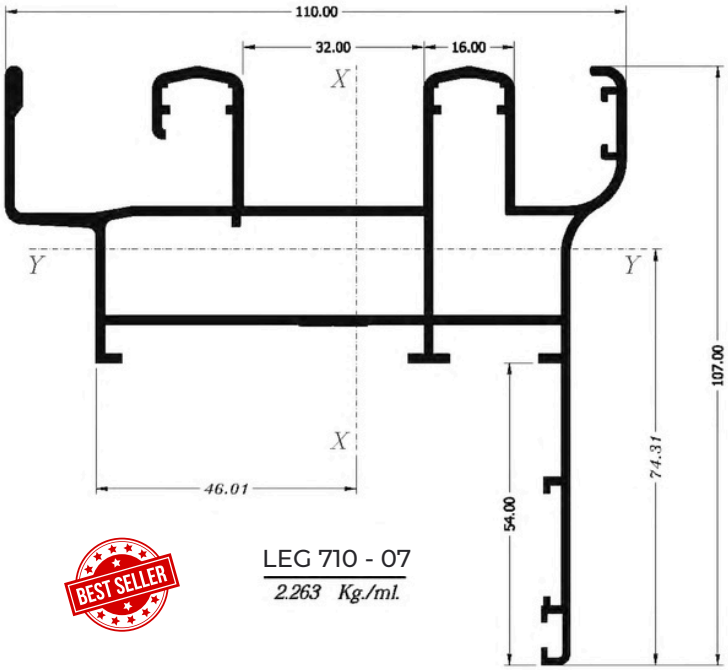

BEST SELLER

LEG 710 - 07

2.263 Kg./ml.

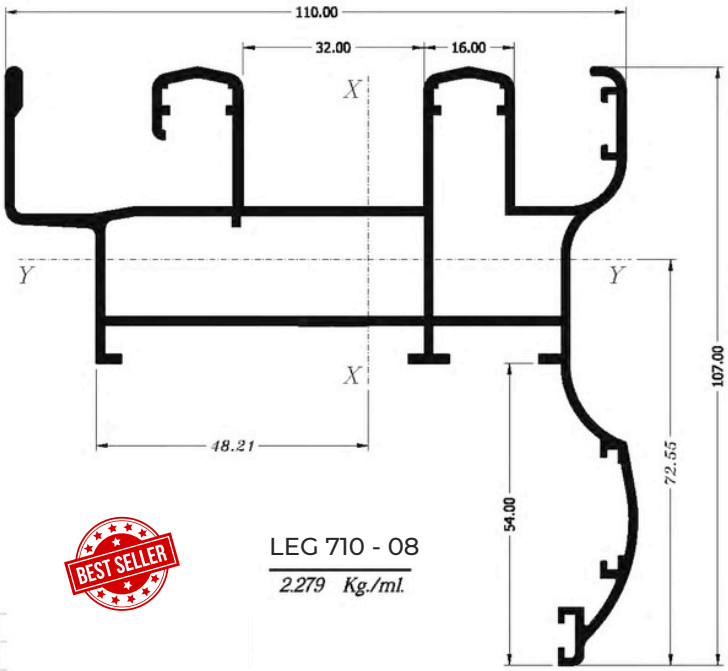

BEST SELLER

LEG 710 - 08

2.279 Kg./ml.

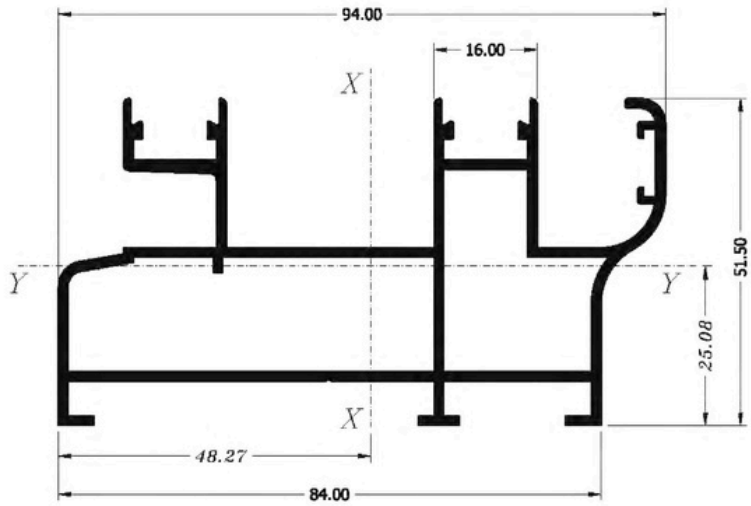

LEG 710 - 09

1.646 Kg./ml.

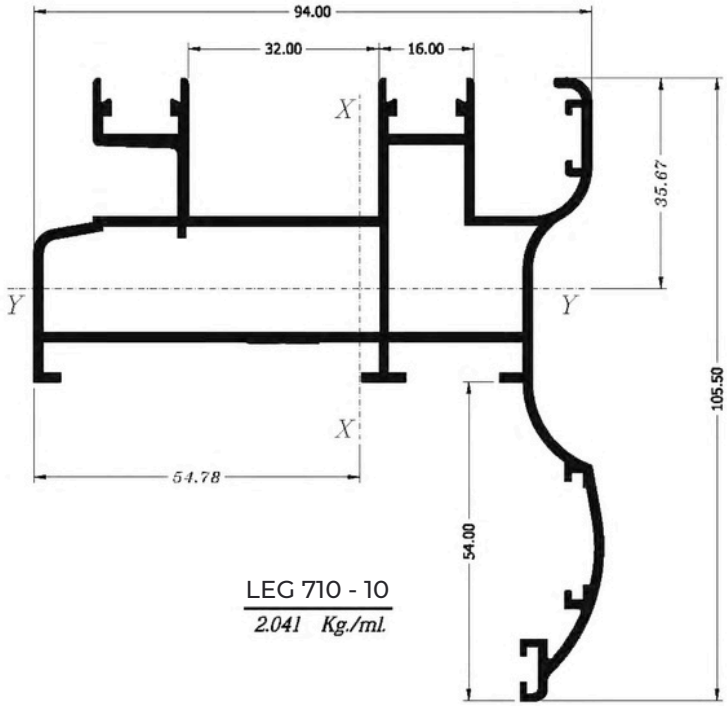

LEG 710 - 10

2.041 Kg./ml.

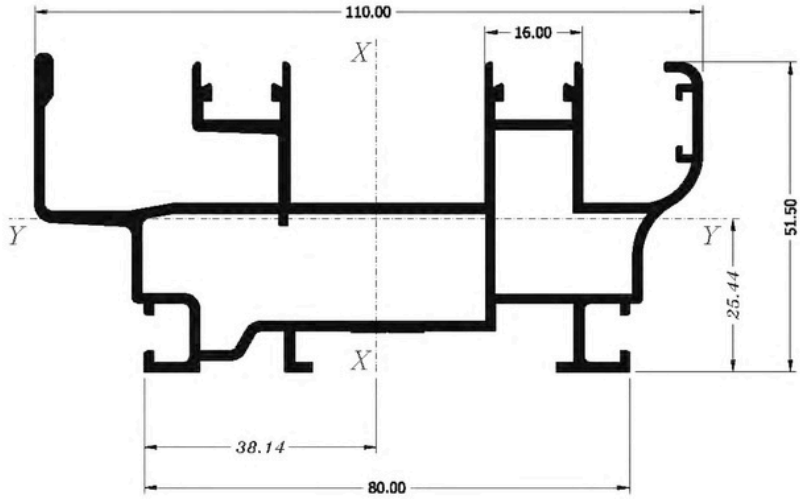

LEG 710 - 11

2.005 Kg./ml.

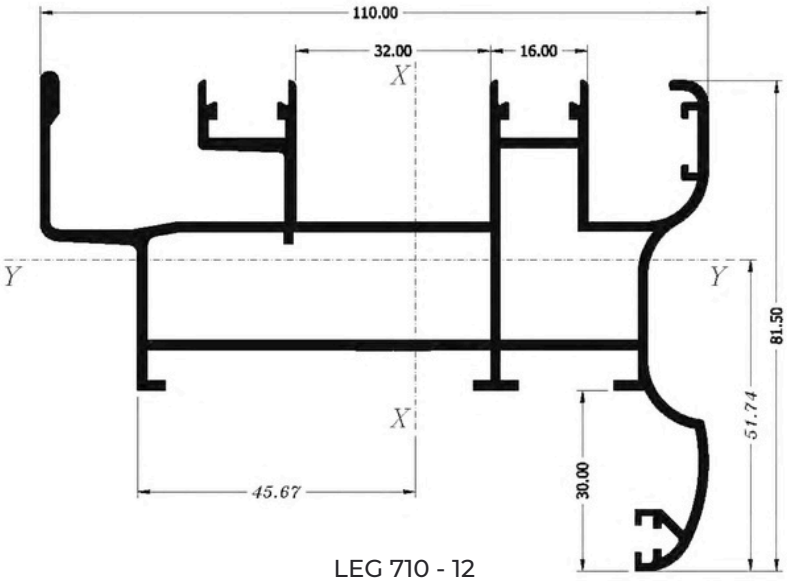

LEG 710 - 12

2.155 Kg./ml.

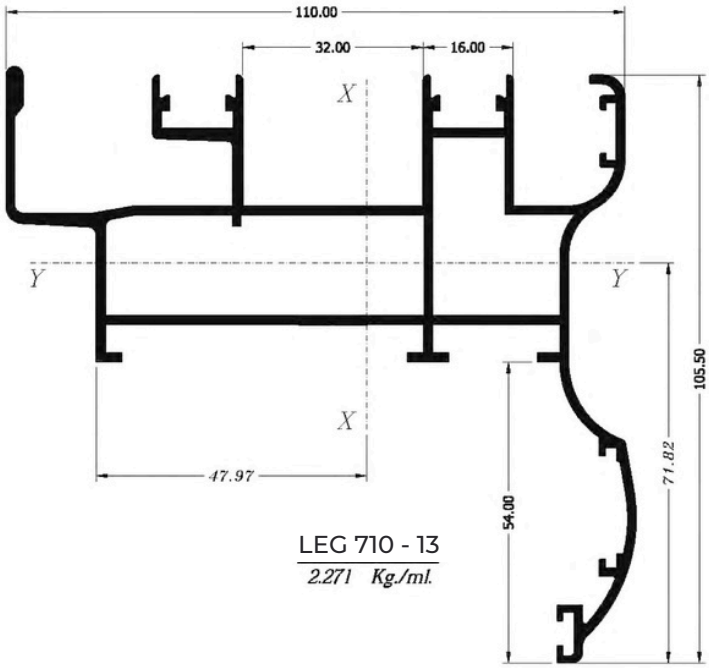

LEG 710 - 13

2.271 Kg./ml.

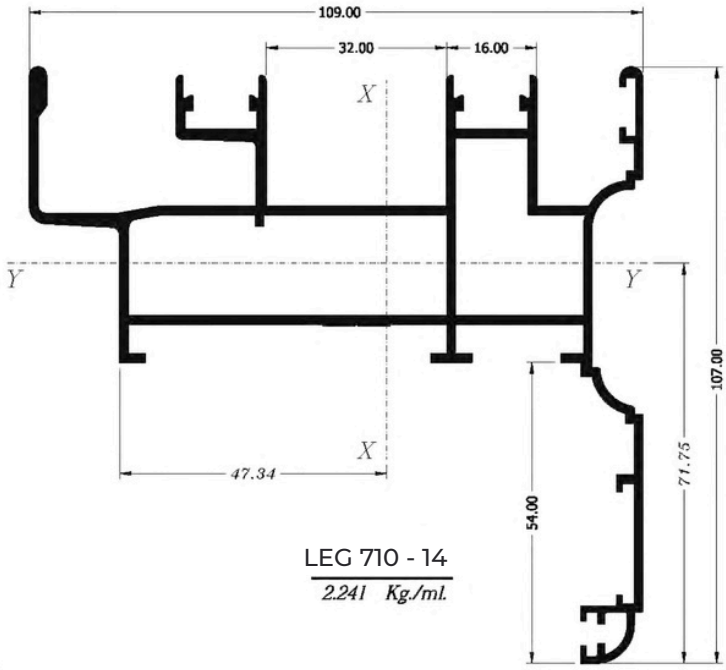

LEG 710 - 14

2.241 Kg./ml.

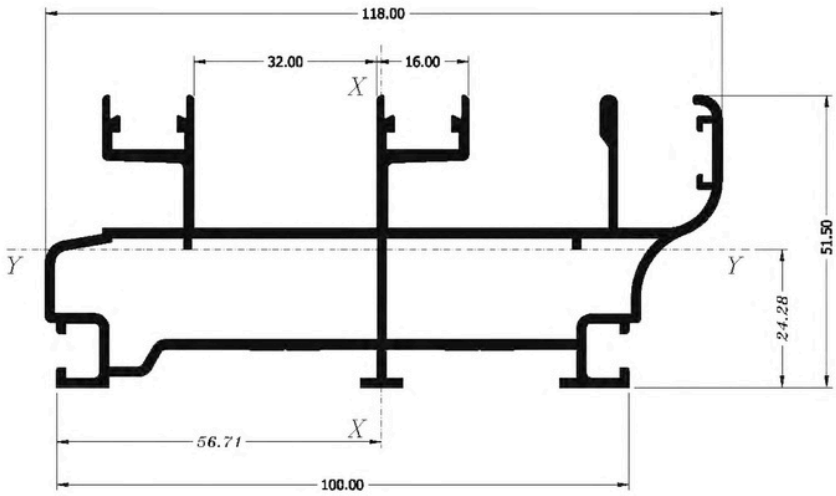

LEG 710 - 15

2.147 Kg./ml.

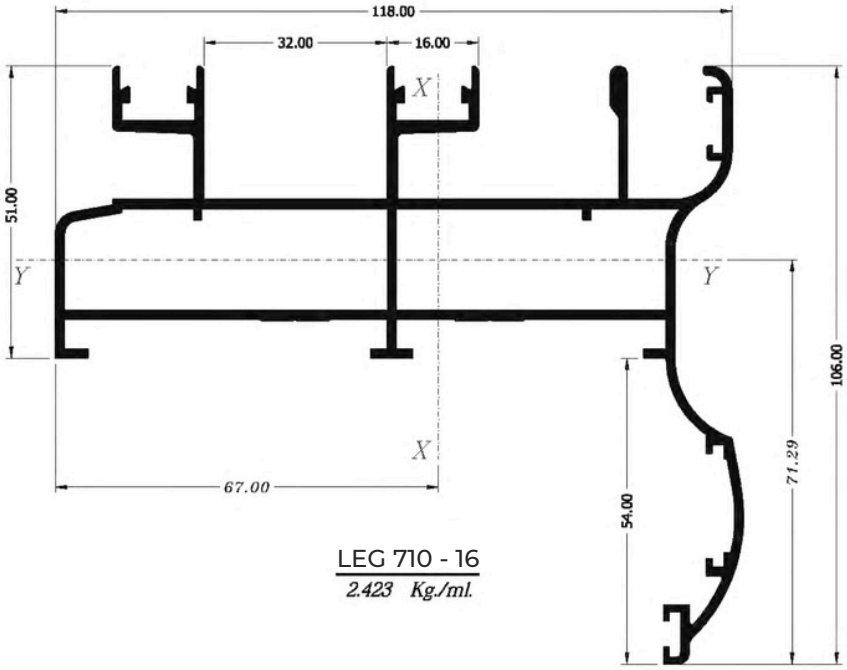

LEG 710 - 16

2.423 Kg./ml.

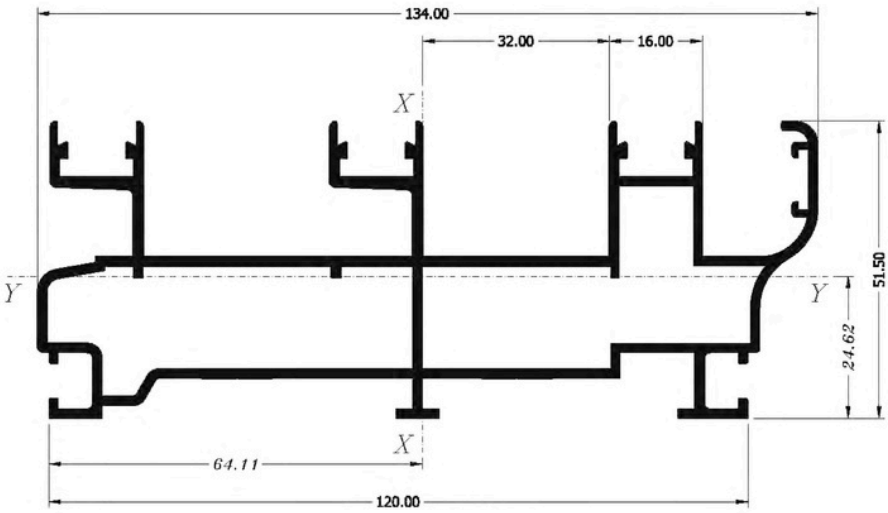

LEG 710 - 17

2.419 Kg./ml.

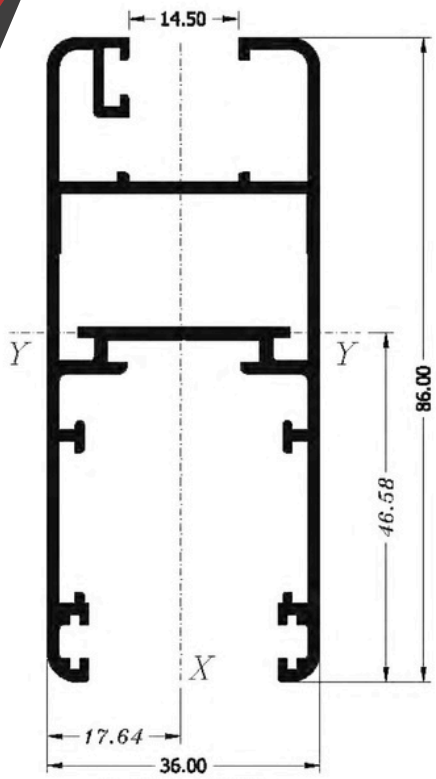

LEG 710 - 18

1.415 Kg./ml.

BEST SELLER

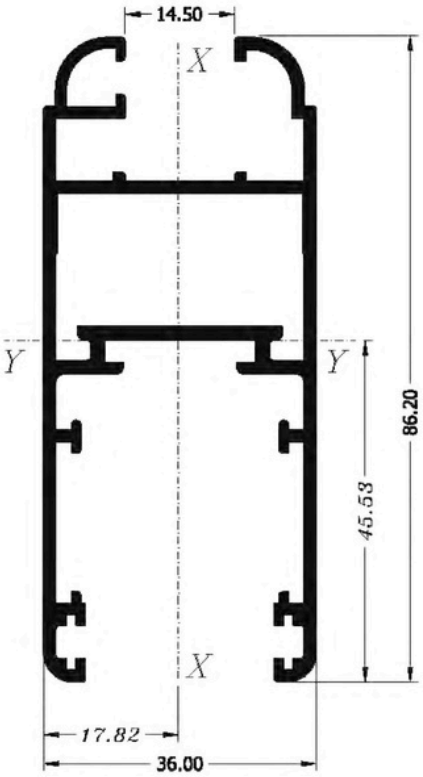

LEG 710 - 19

1.339 Kg./ml.

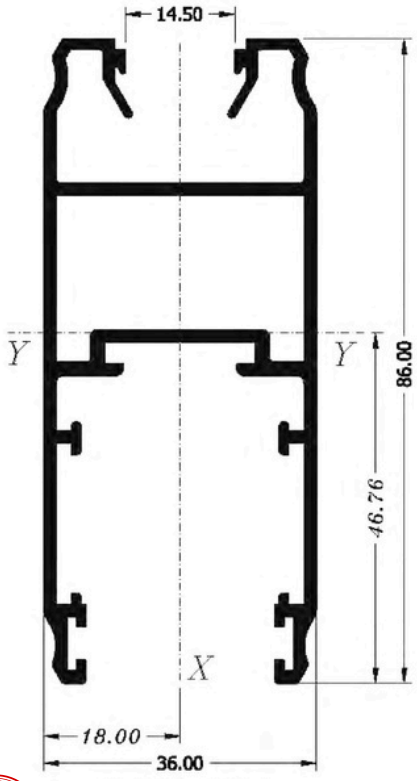

BEST SELLER

LEG 710 - 20

1.346 Kg./ml.

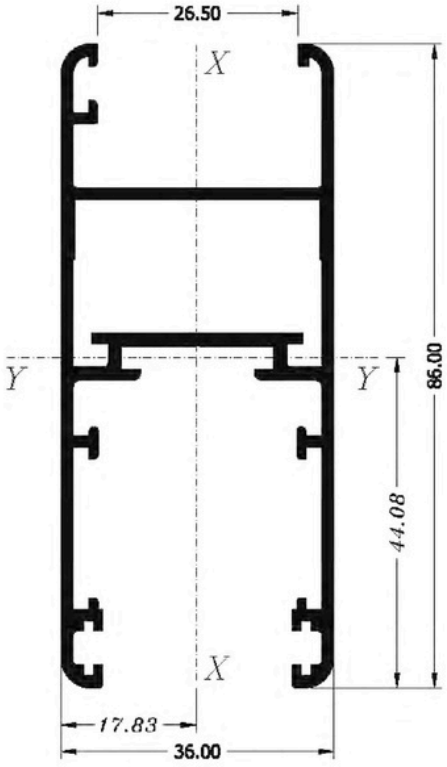

LEG 710 - 21

1.318 Kg./ml.

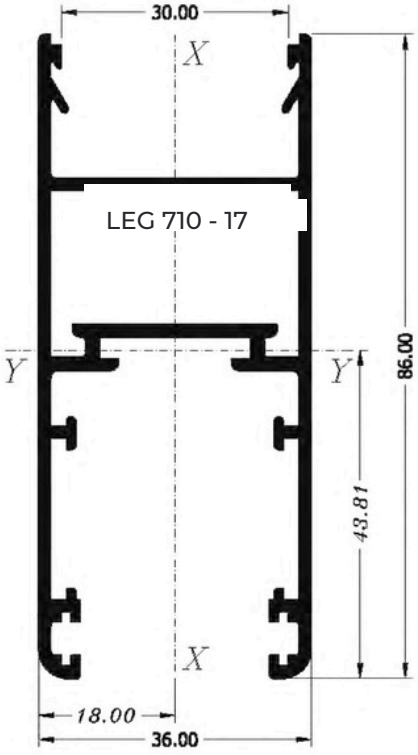

LEG 710 - 22

1.292 Kg./ml.

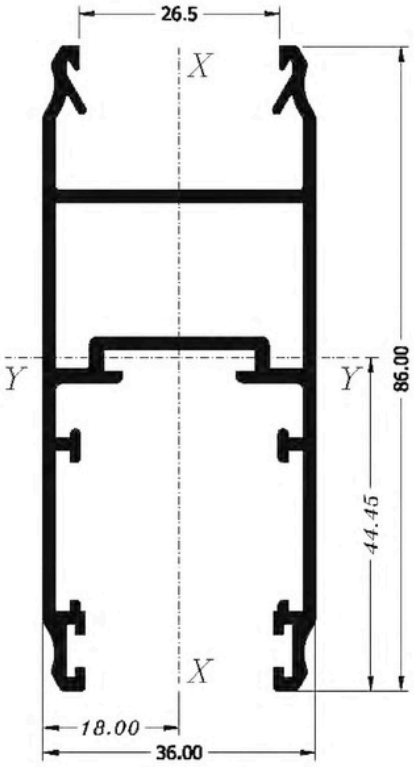

LEG 710 - 23

1.265 Kg./ml.

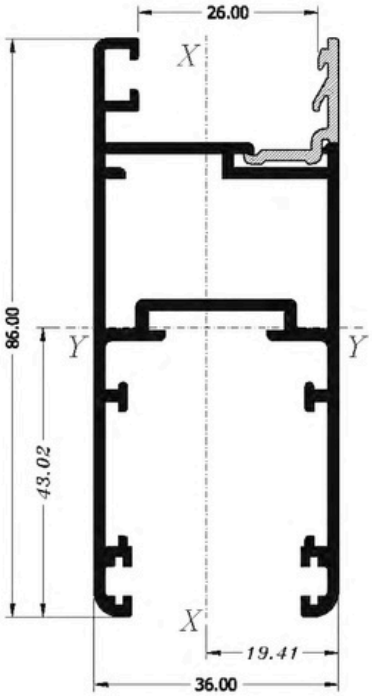

LEG 710 - 24

1.253 Kg./ml.

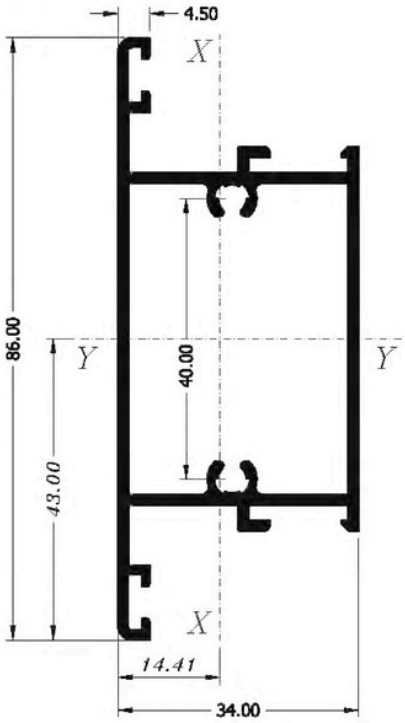

LEG 710 - 25

1.065 Kg./ml.

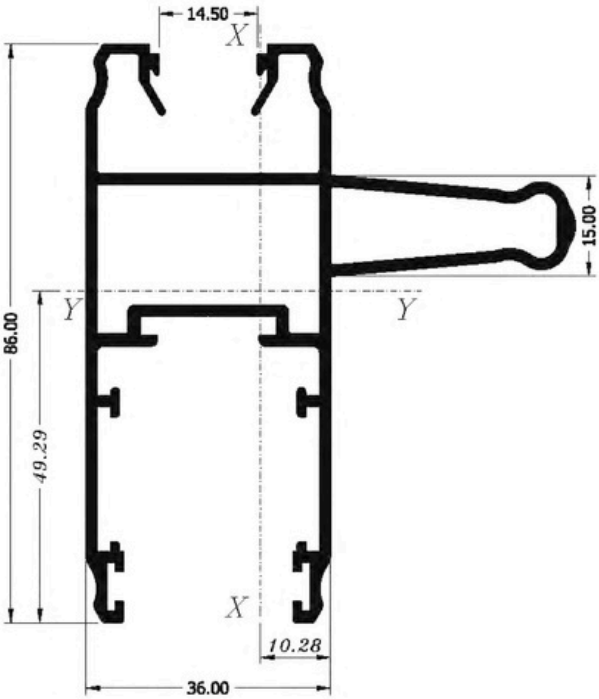

LEG 710 - 26

1.694 Kg./ml.

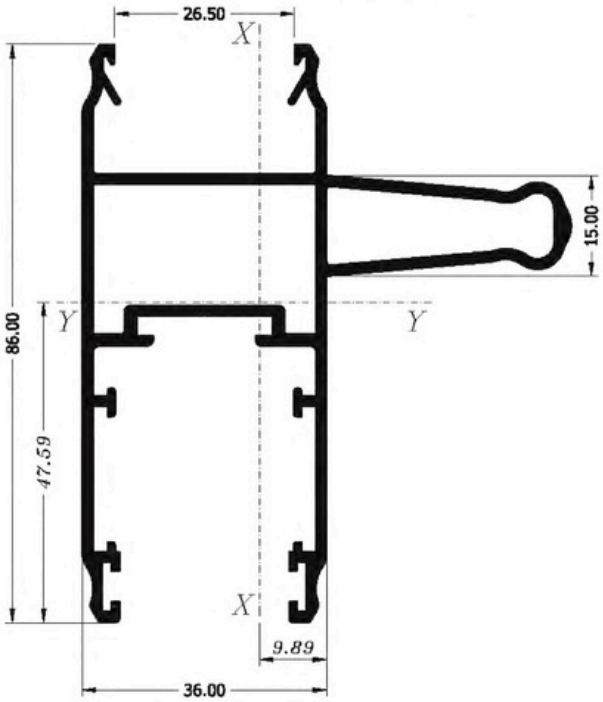

LEG 710 - 27

1.613 Kg./ml.

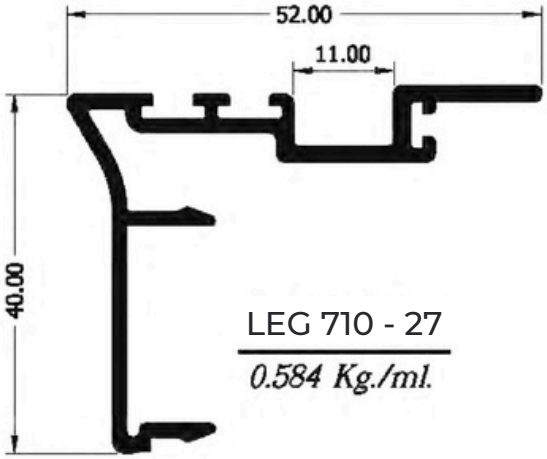

LEG 710 - 27

0.584 Kg./ml.

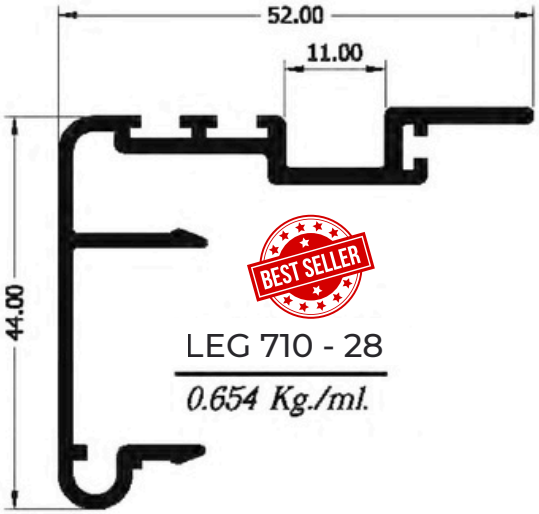

BEST SELLER

LEG 710 - 28

0.654 Kg./ml.

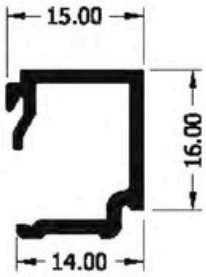

LEG 710 - 30

0.205 Kg./ml.

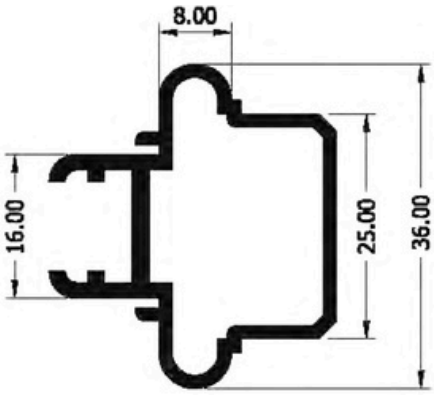

LEG 710 - 31

0.572 Kg./ml.

BEST SELLER

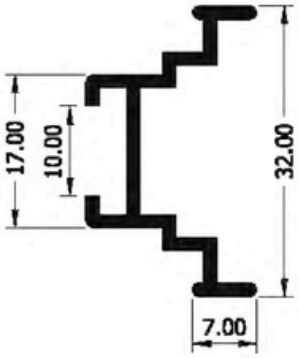

LEG 710 - 32

0.292 Kg./ml.

BEST SELLER

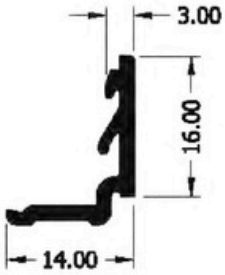

LEG 710 - 33

0.149 Kg./ml.

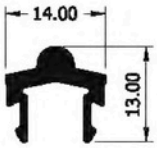

LEG 710 - 34

0.169 Kg./ml.

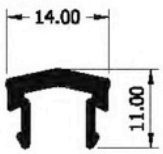

LEG 710 - 35

0.140 Kg./ml.

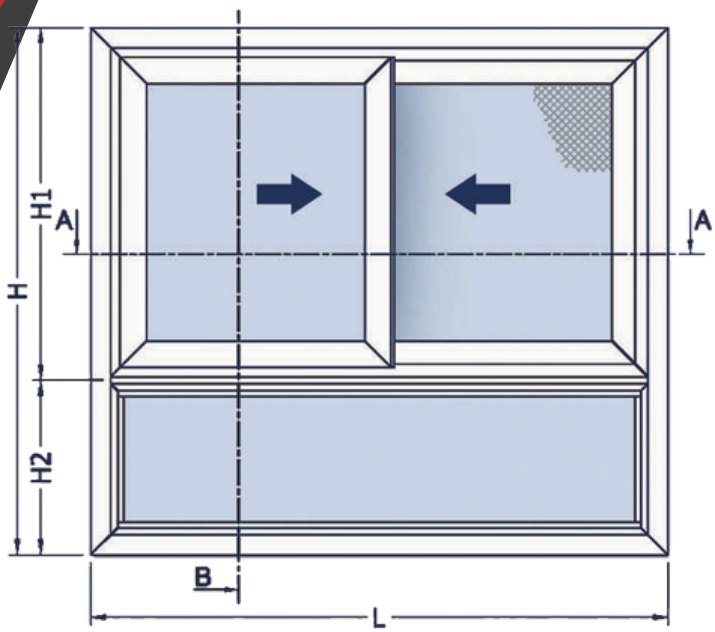

PROFILES CUTTING LIST

FIGURE	CUTTING LENGTH	PROF.NO	QTY
	L	LEG 710 -03	2
	H1		2
	L - 7 / 2	LEG 710 -18	4
	H1 - 84		4
	H1 - 84	LEG 710 -29	2
	L		2
	H2		2
	L - 68	LEG 304 -34	2
	H2 - 106		2
	L		2
	H		2
	L - 23		1
	L - 25		2
	H - 25		2
	L - 44 / 2		2
	H - 90		2
GLASS 4.6 m.m.	L - 295 / 2	—	2
	H1 - 228		
	L - 78	—	1
	H2 - 78		
	L + 60		2
	H + 60		2
	L + 108		2
	H + 108		2

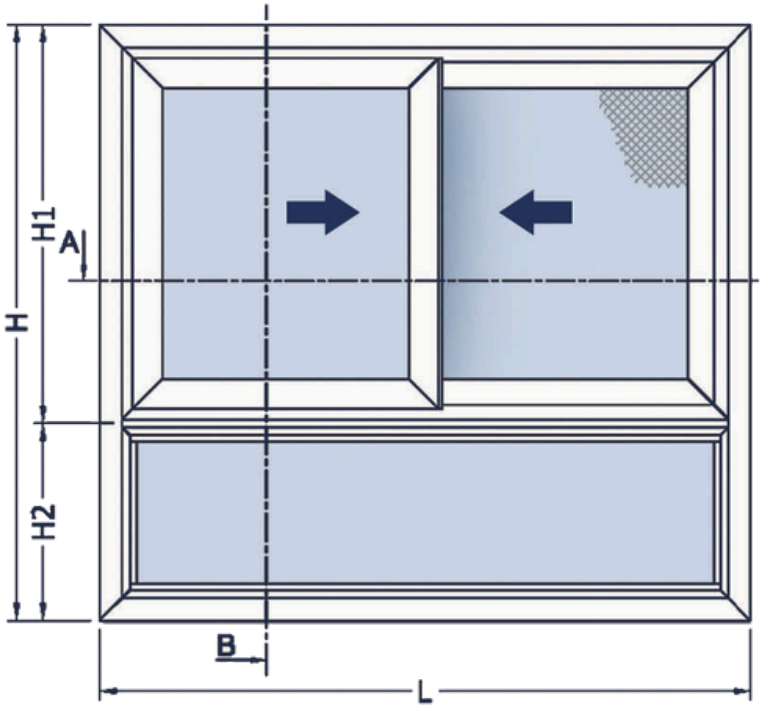

ACCESSORIES LIST			
FIGURE	ACC.NO	QTY	DESCRIPTION
	12	1-01	Corner
	4	1-02	
	16	1-03	Door assembly angle
	8	1-04	Wire assembly angle
	4	1- 05	Bar assembly corner
	1	1-06	Wheels
	4	1-07	Door stop
	2	1-08	Dust blocker
	4	1-09	center stand cover
	2	1-10	Anti-theft
	4	1-11	guide
	2	1-12	Rain cover
	4L+4H	GT 111	Rubber - 4 lines
	4L+4H	GT 124	glass gasket
	2H1	GT 142	striker gasket
	4L+8H1	F 710	weather strip
	2L+2H / 0.30	1-13	Clips bar

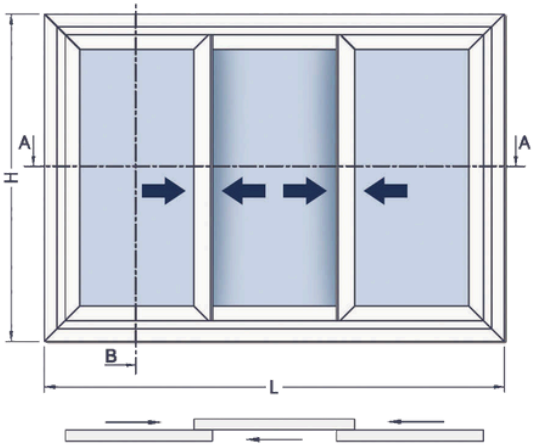

TOTAL WEIGHT

L (m.) X 8.15 kg.

+

H(m.) X 15.51 kg.

TOTAL = kg.

1

PROFILES CUTTING LIST				
FIGURE	CUTTING LENGTH	PROF.NO	QTY	
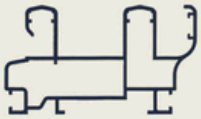	L	LEG 710 -03	2	
	H		2	
	L + 70 / 3	LEG 710 -03	6	
	H - 84		6	
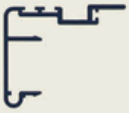	H - 84	LEG 710 -29	4	
	L		2	
	H		2	
GLASS 4 - 6 m.m.	L - 362 / 3	—	3	
	H - 228			
	L + 81 / 4	LEG 710 -18	4	
	L + 59 / 2		2	
GLASS 4 - 6 m.m.	L - 207 / 4	—	2	
	H - 228			
	L - 85 / 2	—	1	
	H - 228			

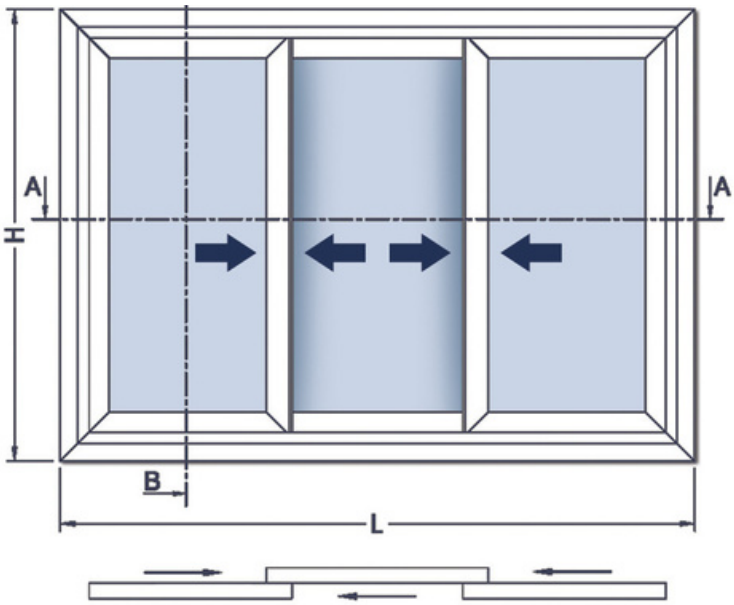

accessories list			
Figure	QTY	ACC . NO	DESCRIPTION
	16	1-01	Corner
	2L+2H / 0.30	550	Clips bar
	24	1-03	Door assembly angle
	4	1-04	Wire assembly angle
	4	1-05	Bar assembly corner
	2	1-06	Wheels
	4	1-07	Door stop
	4	1-08	Dust blocker
	8	1-09	center stand cover
	2	1-10	Anti-theft
	6	1-11	guide
	2	1-12	Rain cover
	2L+6H	GT 111	Rubber - 4 lines
	2L+6H	GT 124	Rubber - GLASS
	4H	GT 142	Rubber - CENTER
	4L+12H	B-01	Brushes 7*10

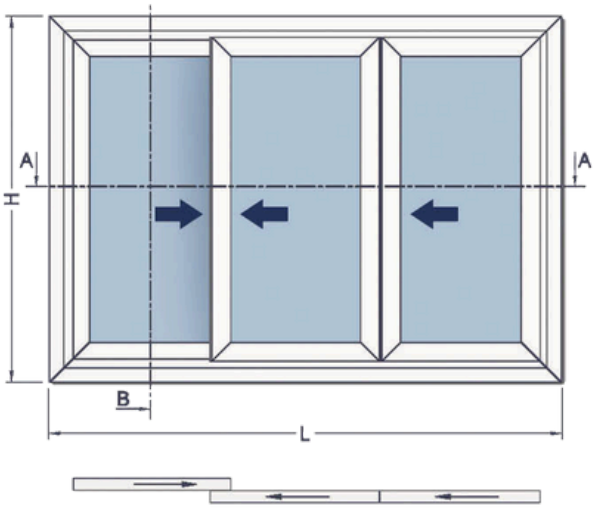

TOTAL WEIGHT

L (m.) X 8.15 kg.

+

H(m.) X 15.51 kg.

TOTAL = kg.

2

PROFILES CUTTING LIST				
FIGURE	CUTTING LENGTH	PROF.NO	QTY	
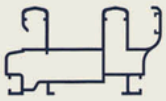	L	LEG 710 -03	2	
	H		2	
	L - 17 / 3	LEG 710 -18	6	
	H - 84		6	
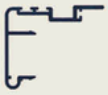	H - 84	LEG 710 -29	2	
	H - 84	LEG 710 -31	1	
	L		2	
	H		2	
glass 4 - 6 m.m.	L - 449 / 3	—	3	
	H - 228			

PROFILES CUTTING LIST				
	L + 60		2	
	H + 60		2	
	L + 108		2	
	H + 108		2	
	L + 140		2	
	H + 140		2	

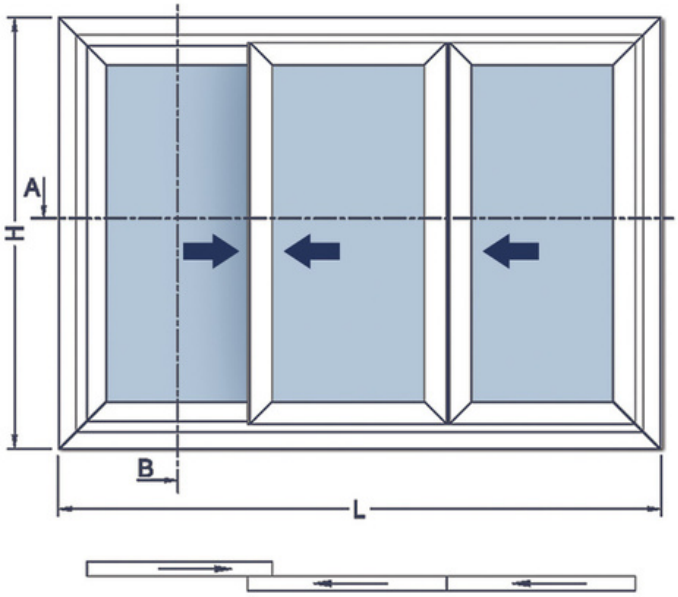

accessories list			
Figure	QTY	ACC . NO	DESCRIPTION
	16	1-01	Corner
	2L+2H / 0.30	1-13	Clips bar
	24	1-03	Door assembly angle
	4	1-04	Wire assembly angle
	4	1-05	Bar assembly corner
	2	1-06	Wheels
	6	1-07	Door stop
	2	1-08	Dust blocker
	4	1-09	center stand cover
	4	1-10	Anti-theft
	6	1-11	guide
	2	1-12	Rain cover
	2L+6H	GT 111	Rubber - 4 lines
	2L+6H	GT 124	Rubber - GLASS
	2H	GT 142	Rubber - CENTER
	4L+10H	B-01	Brushes 7*10

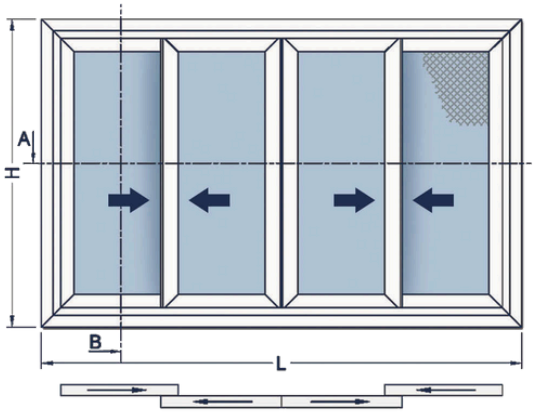

TOTAL WEIGHT

L (m.) X 6.98 kg.

+

H(m.) X 17.57 kg.

TOTAL = kg.

PROFILES CUTTING LIST				
FIGURE	CUTTING LENGTH	PROF.NO	QTY	
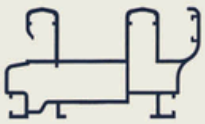	L	LEG 710 -03	2	
	H		2	
	L + 60 / 4	LEG 710 -18	8	
	H - 84		8	
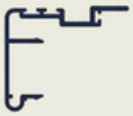	H - 84	LEG 710 -29	4	
	H - 84	LEG 710 -31	1	
	L		2	
	H		2	
glass 4 - 6 m.m.	L - 516 / 4	—	4	
	H - 228			
	L - 25		4	
	H - 25		4	
	L - 18 / 4		4	
	H - 90		4	

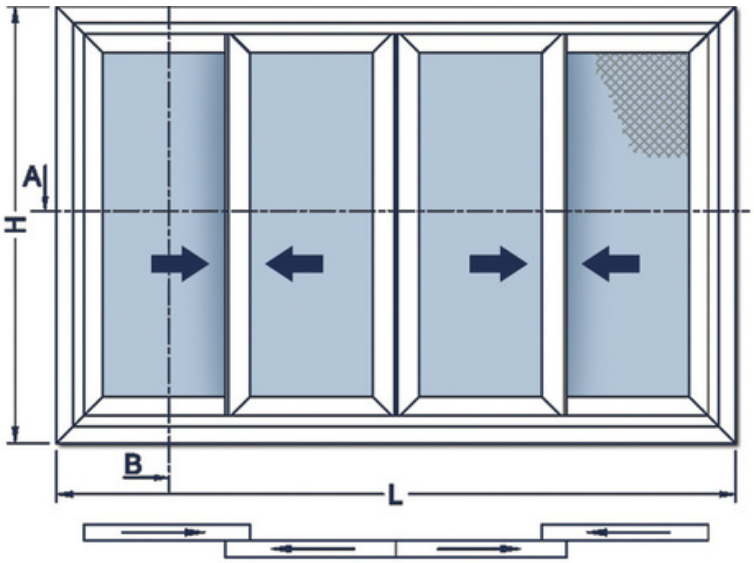

accessories list			
Figure	QTY	ACC . NO	DESCRIPTION
	20	1-01	Corner
	2L+2H / 0.30	1-13	Clips bar
	32	1-03	Door assembly angle
	4	1-04	Wire assembly angle
	4	1-05	Bar assembly corner
	2	1-06	Wheels
	6	1-07	Door stop
	4	1-08	Dust blocker
	8	1-09	center stand cover
	4	1-10	Anti-theft
	8	1-11	guide
	2	1-12	Rain cover
	2L+8H	GT 111	Rubber - 4 lines
	2L+8H	GT 124	Rubber - GLASS
	4H	GT 142	Rubber - CENTER
	4L+14H	B-01	Brushes 7*10

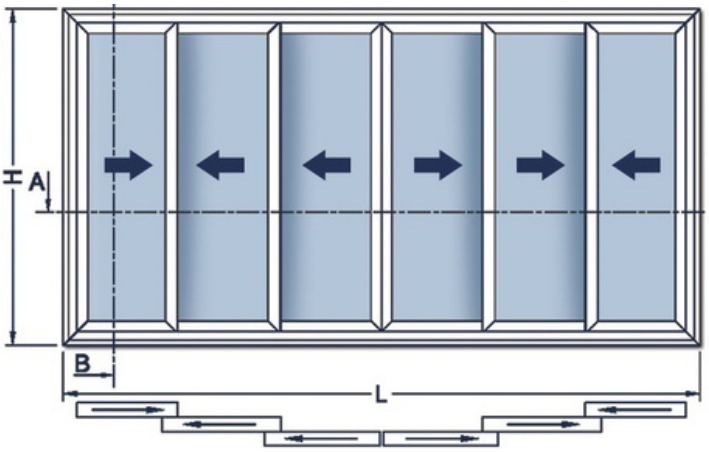

accessories list			
Figure	QTY	ACC . NO	DESCRIPTION
	28	1-01	Corner
	2L+2H / 0.30	1-13	Clips bar
	48	1-03	Door assembly angle
	12	1-04	Wire assembly angle
	4	1-05	Bar assembly corner
	3	1-06	Wheels
	6	1-07	Door stop
	8	1-08	Dust blocker
	16	1-09	center stand cover
	3	1-10	Anti-theft
	12	1-11	guide
	2	1-12	Rain cover
	2L+12H	GT 111	Rubber - 4 lines
	2L+12H	GT 124	Rubber - GLASS
	8H	GT 142	Rubber - CENTER
	4L+22H	B-01	Brushes 7*10

LEG 900

Sliding system 60 mm.

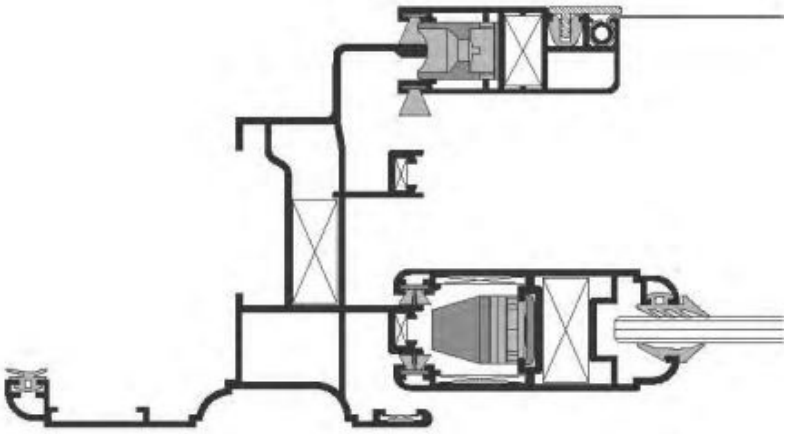

- **Technical Characterestics :**

Frame	Depth	48 mm – to – 148 mm
	Height	46 mm – to – 100 mm
Sash	Depth	28 mm
	Height	67 mm
Max Glass Thickness	Up to 18 mm	
Max sash weight	Up to 90 kg	
Sealing Type	Perimetrical , with two rows of high-density brushes	

- **Complies with Euopean norm Hen 1435-1 :**

Air permability	(class 3) up to 600 pa
Water tightness	(class 8A) up to 200 pa
Resistance to wind load	(class B2) up to 1600 pa

- Used for doors and windows with moderate to small openings.
- Wide variety of frames and sashes .
- Wide range of locking systems and multi locking points and anti-lift blocks .
- All accessories can be adjusted and fixed with set screws .

EUROPEAN CERTIFYING ORGANIZATION S.P.A.
NOTIFIED TESTING LABORATORY N. 0714
FOR REGULATION (EU) No 305/2011

CLASSIFICATION ASSESSMENT
N. 0714-CPR-1302 DATED NOVEMBER, 30 2015

In compliance with Regulation (EU) No. 305/2011 of the European Parliament and of the Council of 9 March 2011, that replaces Council Directive 89/106/EEC and lays down conditions for the placing or making available on the market of construction products by establishing harmonised rules on how to express their performance in relation to their essential characteristics and taking account of the horizontal legal framework for the marketing of products in the internal market, established by Regulation (EC) No. 765/2008 of the European Parliament and of the Council of 9 July 2008 setting out the requirements for accreditation and market surveillance relating to the marketing of products, as well as by Decision No. 768/2008/EC of the European Parliament and of the Council of 9 July 2008 on a common framework for the marketing of products,
and in compliance with hEN 14351-1:2006 – A1:2010 Windows and doors - Product standard, performance characteristics - Part 1: Windows and external pedestrian doorsets without resistance to fire and/or smoke leakage characteristics, which is currently in force,
European Certifying Organization S.p.A., notified laboratory NB 0714, carried out the following:

type-testing

for the determination of the essential characteristics

Air Permeability – Water tightness – Resistance to Wind Load

on the below mentioned external pedestrian doorset without resistance to fire and/or smoke leakage characteristics
In compliance with EN 12207:1999, EN 12208:1999, EN 12210:1999 – Classification,
EN 1026:2000, EN 1027:2000, EN 12211:2000 – Tests and calculations
System of assessment and verification of constancy of performance 3

The specimen, as provided by the Manufacturer, was identified as follows:

DESCRIPTION OF THE PRODUCT

Type:	Sliding window, two sashes.
Model:	TANGO 60
	Width= 1,860 mm, Height = 1,460 mm, Thickness = 28 mm
Fabrication number:	-
Date of fabrication:	2015

Taking into account the documentation submitted by the Manufacturer and on the basis of the results of the type-testing carried out, as described in the laboratory report ECO CP0025/5, dated November 30, 2015, in accordance with Annex ZA of hEN 14351-1:2006 – A1:2010 and with the EN 12207:1999, EN 12208:1999 and EN 12210:1999 classification, to the specimen, as previously identified,

THE FOLLOWING CLASSIFICATION IS AWARDED

AIR PERMEABILITY:	CLASS 3
WATERTIGHTNESS:	CLASS 5A
RESISTANCE TO WIND LOAD:	CLASS C4

The results refer only to the specimen that has been provided by the Manufacturer and submitted to type-testing listed above.
This classification assessment consists of 1 page and its reproduction is permitted in full only.

Faenza, November 30, 2015

The undersigned ECO Certificazioni S.p.A. System Manager CPR
Eng. Gianluca Campolesi

ECO Certificazioni S.p.A. • Via Mengoline, 33
48018 Faenza (RA) - ITALY
Tel. +39 0546 624911 • Fax +39 0546 624922
E-mail: info@eco-cert.it • www.ecocertificazioni.eu

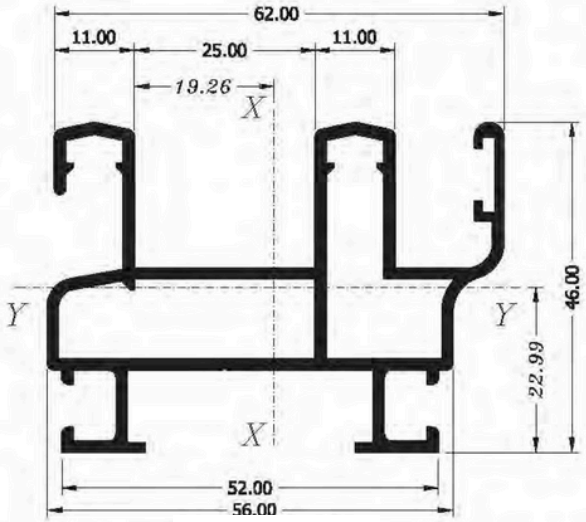

LEG 900-01

1.229 Kg./ml.

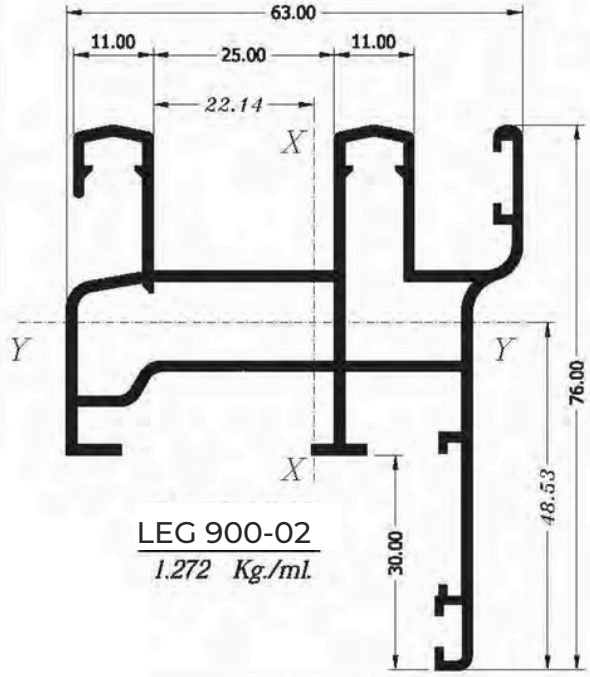

LEG 900-02

1.272 Kg./ml.

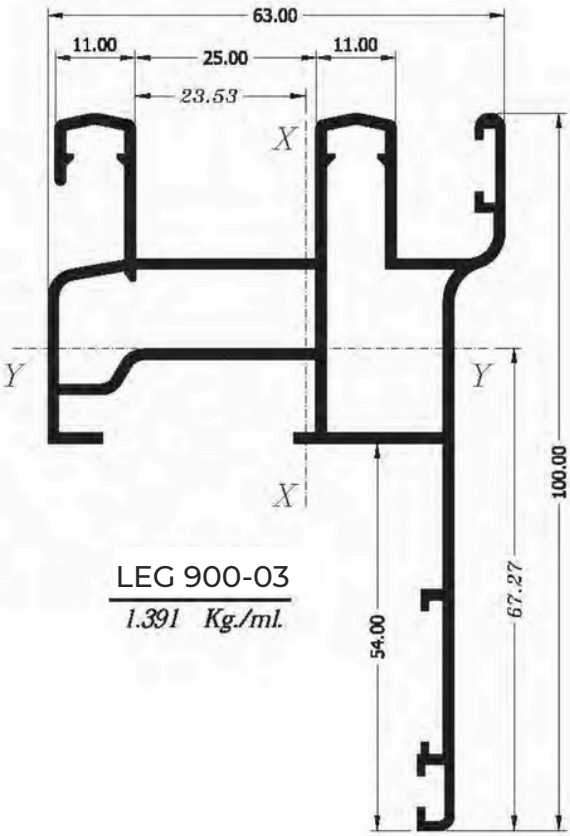

LEG 900-03

1.391 Kg./ml.

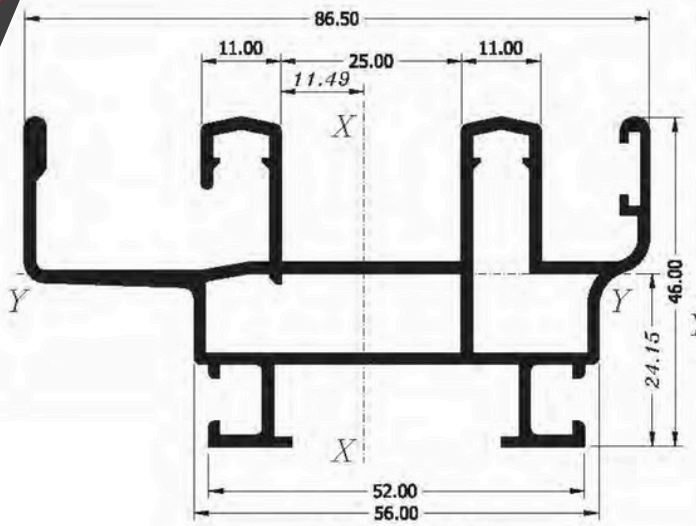

BEST SELLER

LEG 900-04

1.281 *Kg./ml.*

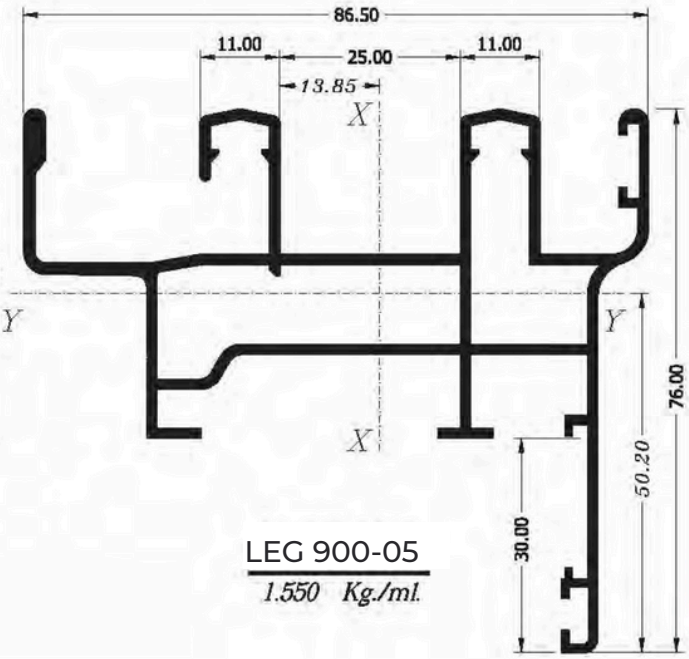

LEG 900-05

1.550 Kg./ml.

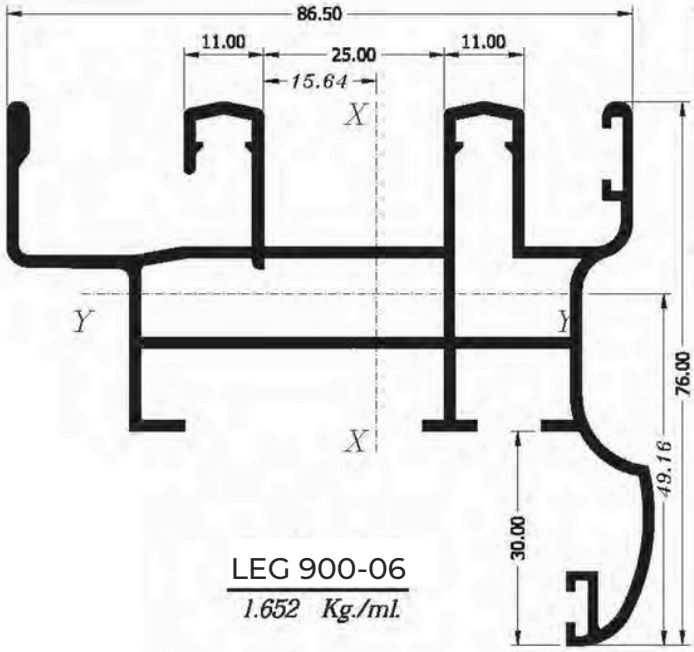

LEG 900-06

1.652 Kg./ml.

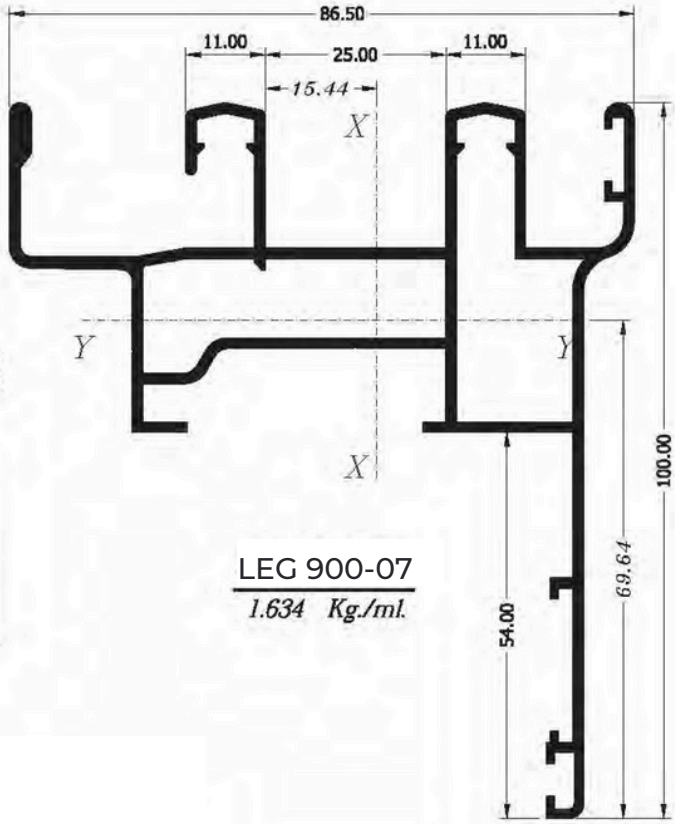

LEG 900-07

1.634 Kg./ml.

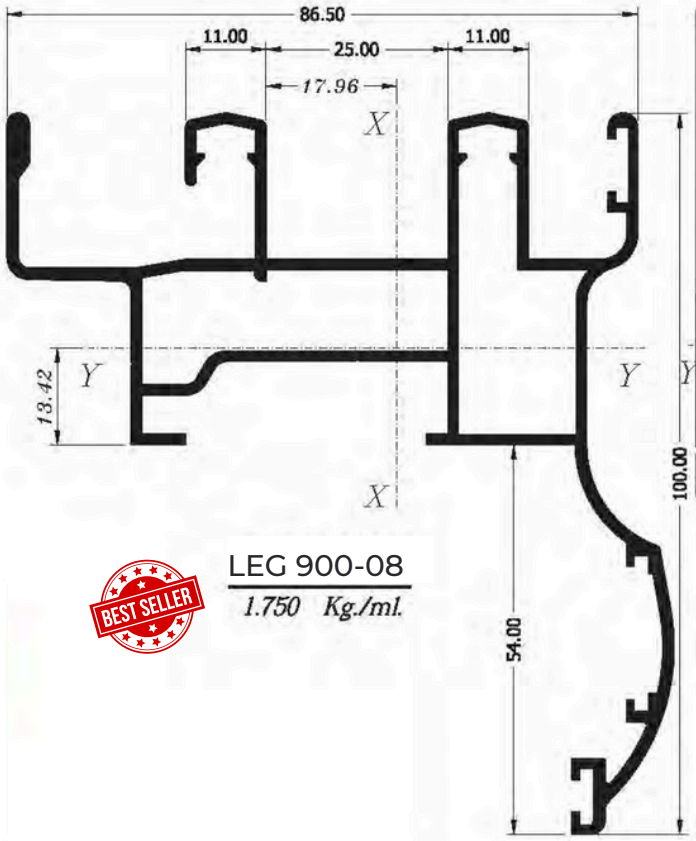

BEST SELLER

LEG 900-08

1.750 Kg./ml.

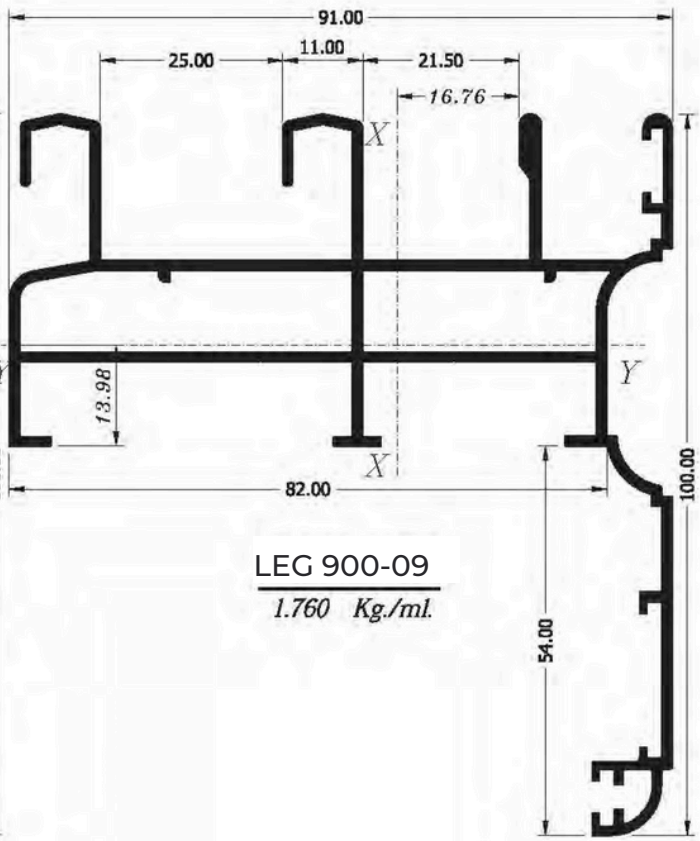

LEG 900-09

1.760 Kg./ml.

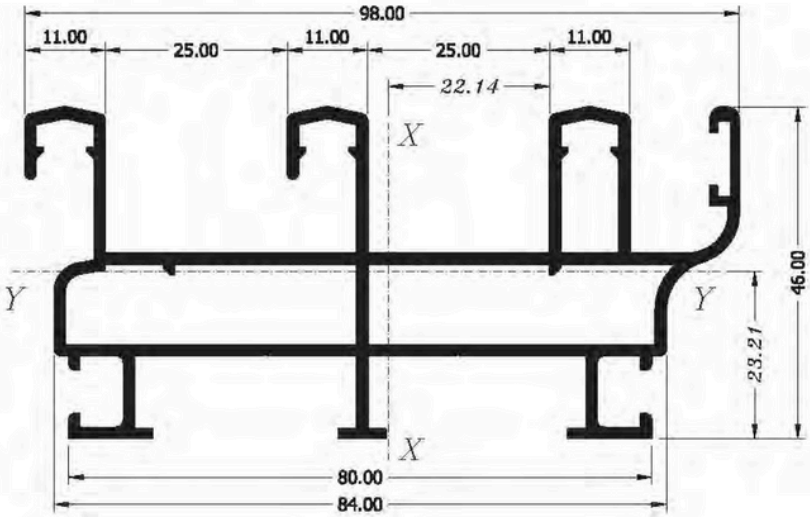

LEG 900-10

1.725 Kg./ml.

LEG 900-11

2.315 Kg./ml.

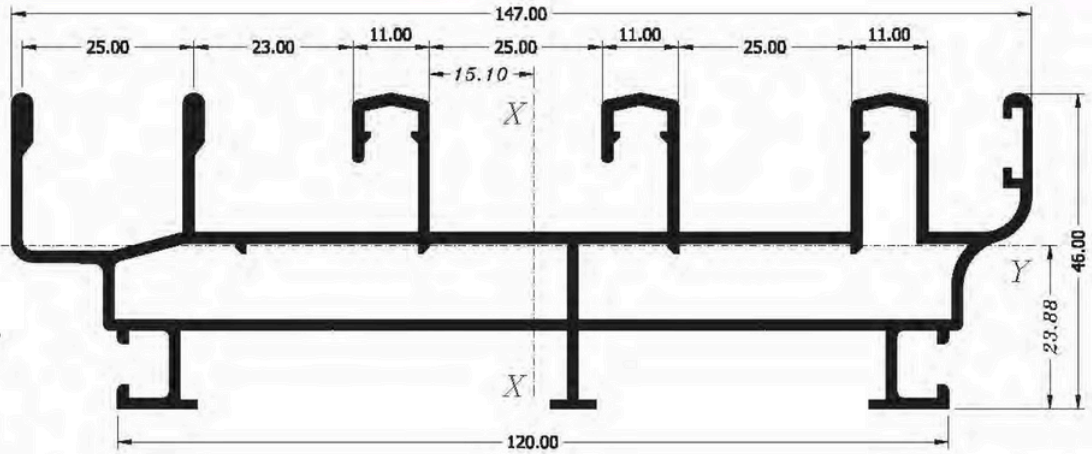

LEG 900-12

1.683 Kg./ml.

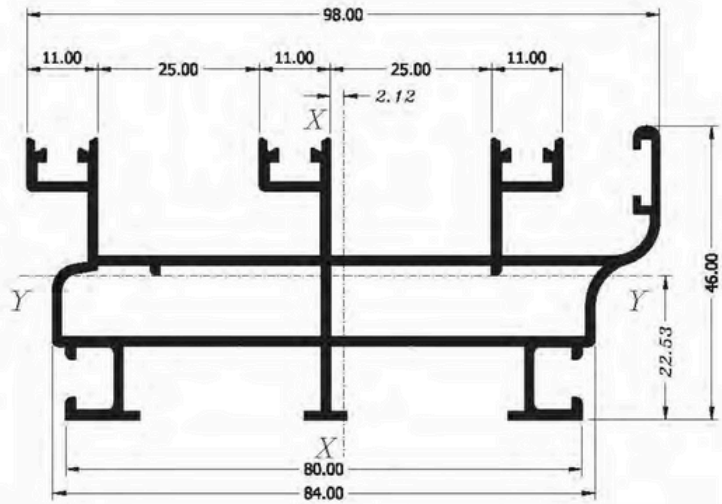

LEG 900-13

2.457 Kg./ml.

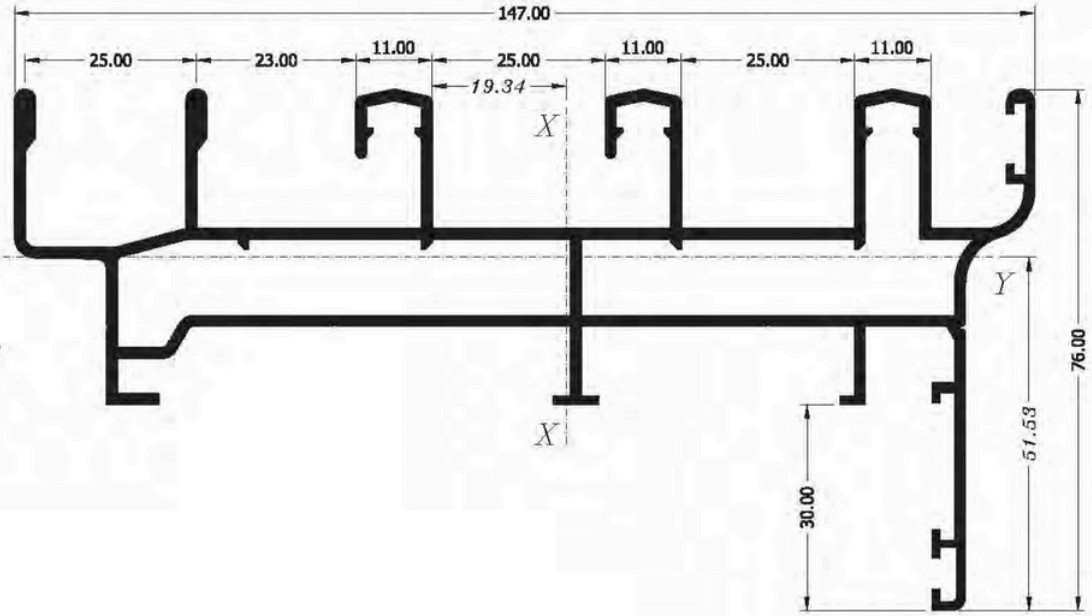

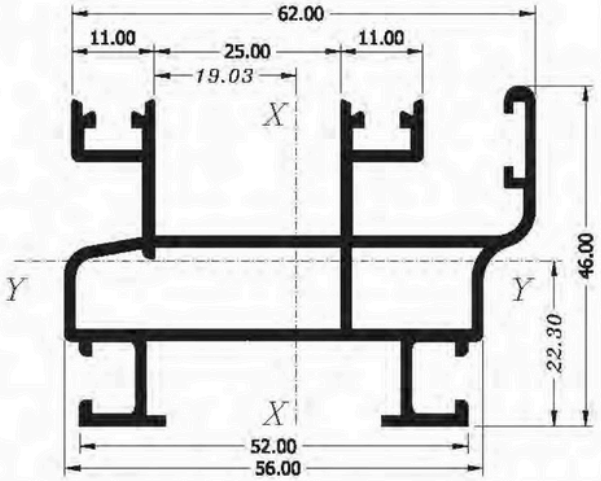

LEG 900-14

1.175 Kg./ml.

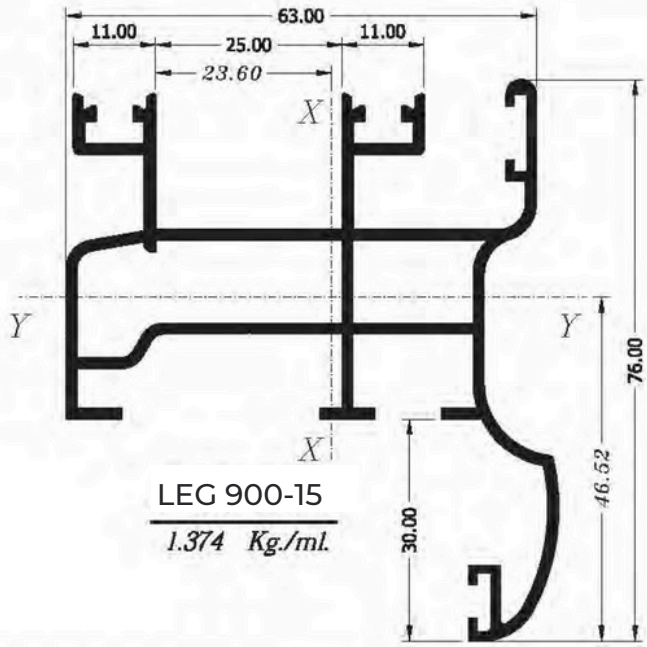

LEG 900-15

1.374 Kg./ml.

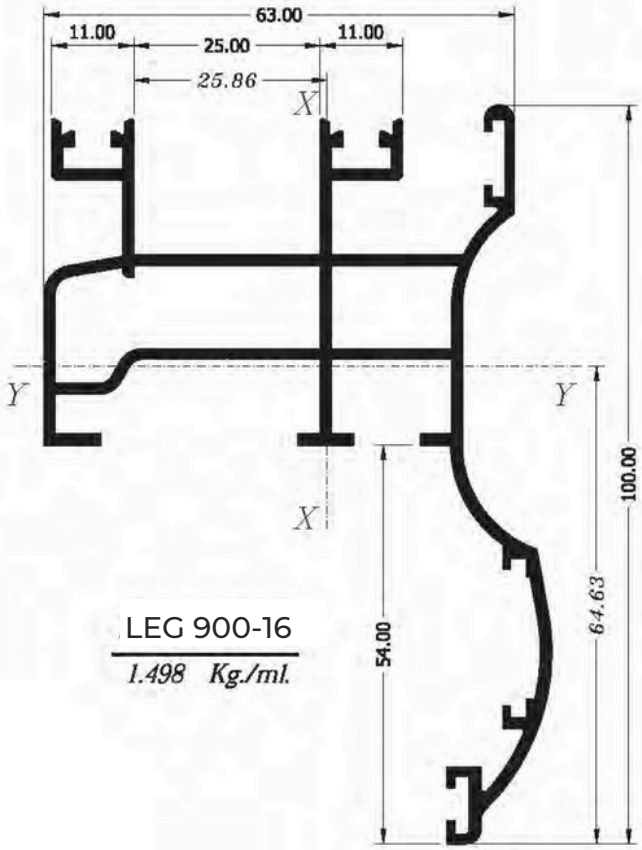

LEG 900-16

1.498 Kg./ml.

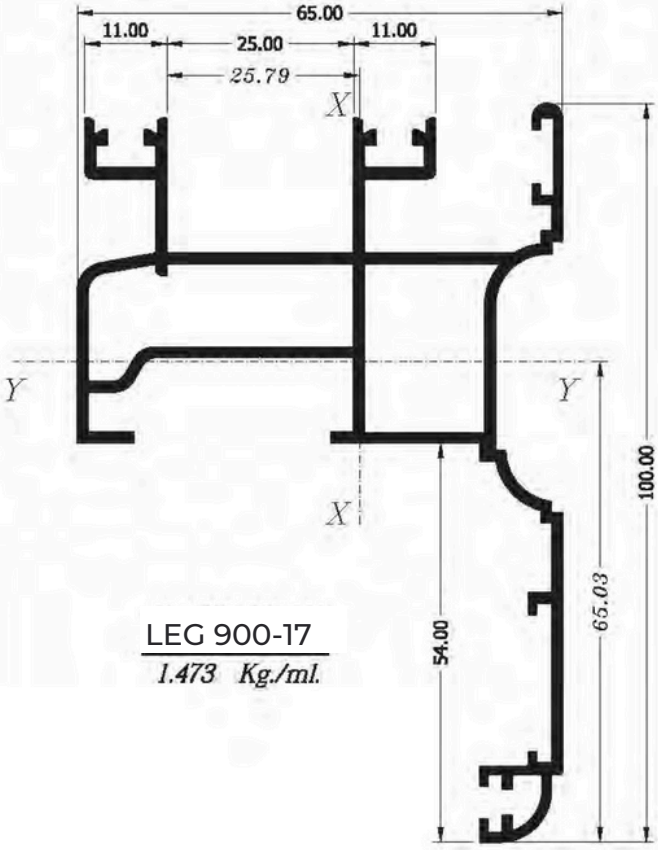

LEG 900-17

1.473 Kg./ml.

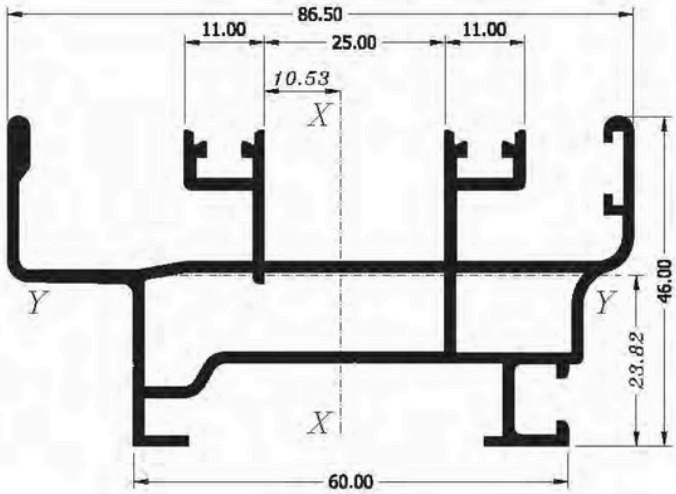

LEG 900-18

1.415 Kg./ml.

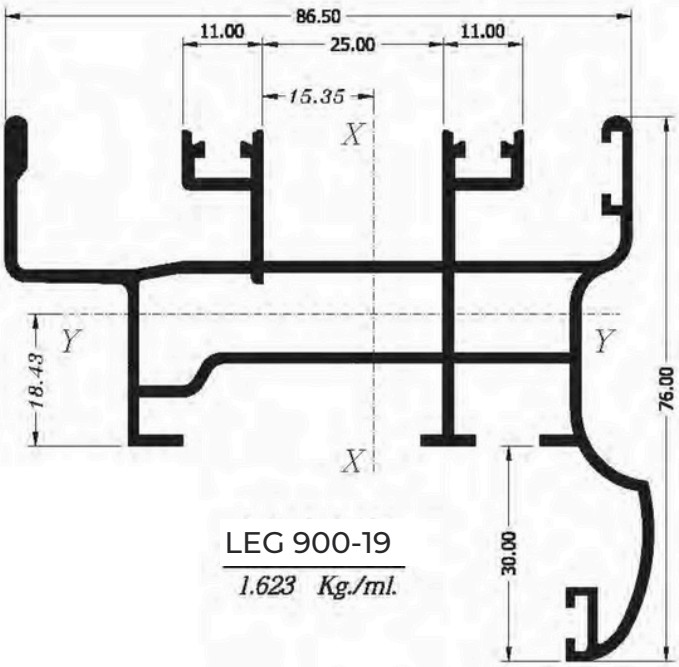

LEG 900-19

1.623 Kg./ml.

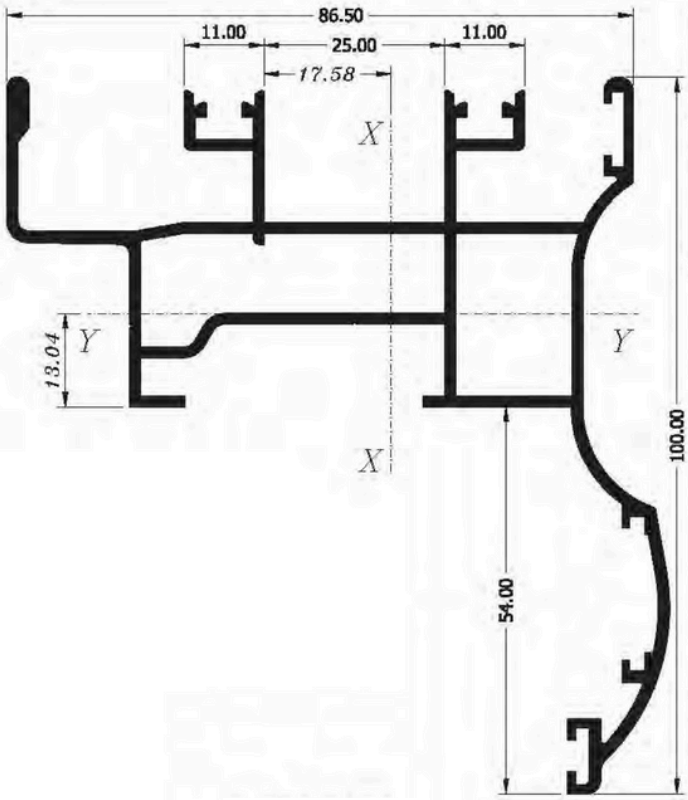

LEG 900-20

1.717 Kg./ml.

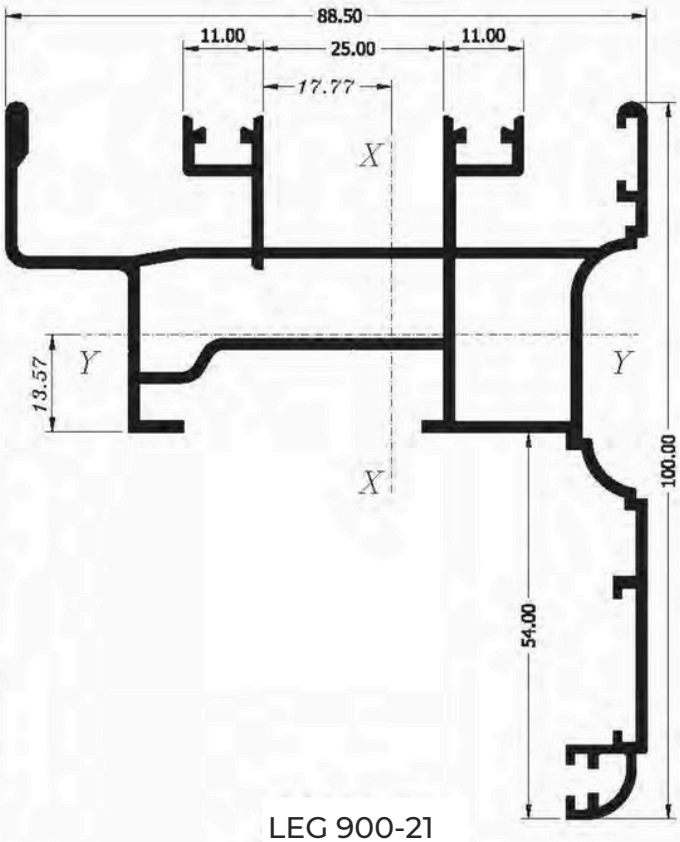

LEG 900-21

1.718 Kg./ml.

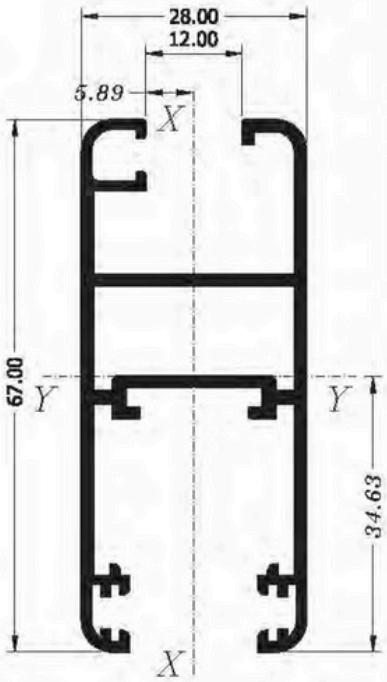

LEG 900-22

0.942 Kg./ml.

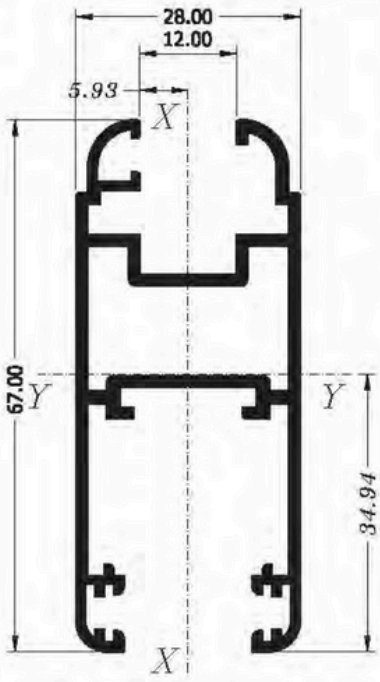

LEG 900-23

0.965 Kg./ml.

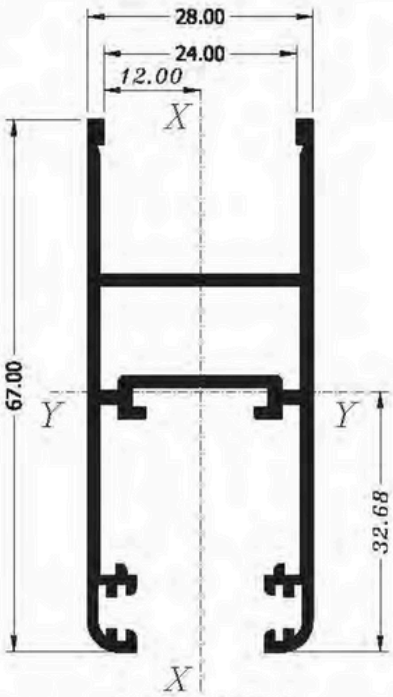

LEG 900-24

0.883 Kg./ml.

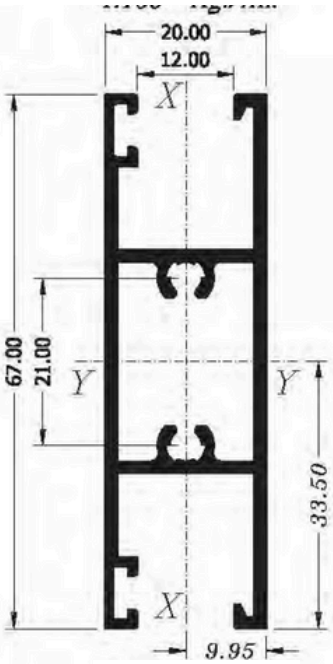

LEG 900-25

0.813 Kg./ml.

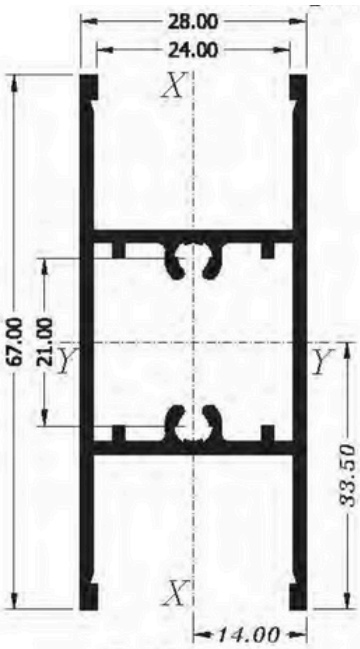

LEG 900-26

0.861 Kg./ml.

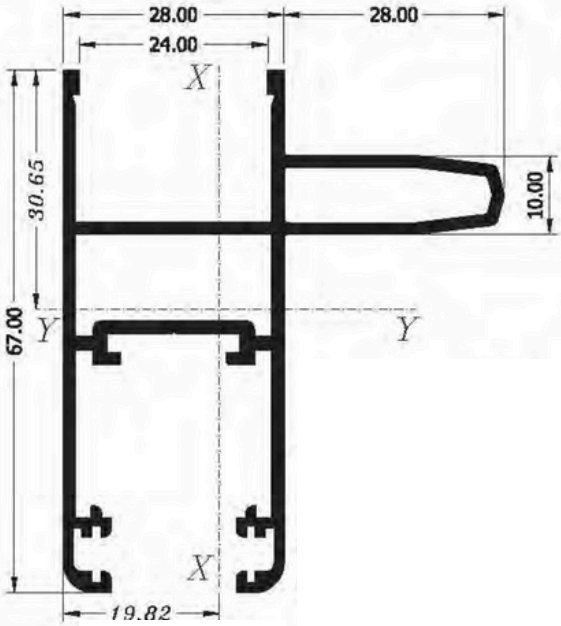

LEG 900-27

1.107 Kg./ml.

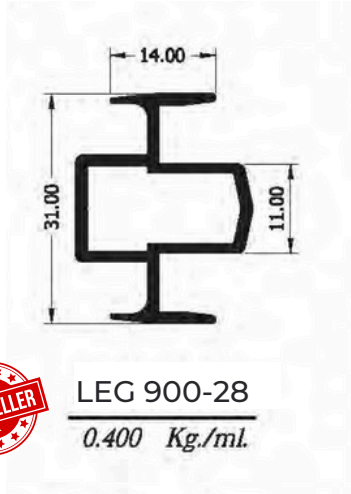

LEG 900-28

0.400 Kg./ml.

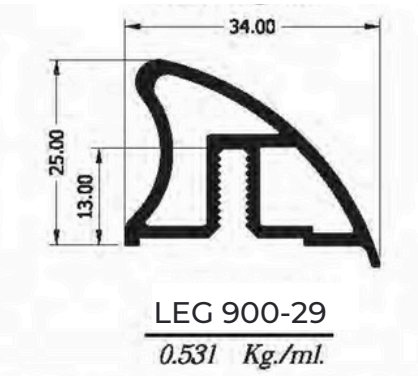

LEG 900-29

0.531 Kg./ml.

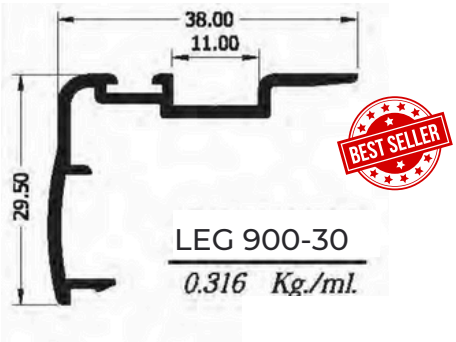

LEG 900-30

0.316 Kg./ml.

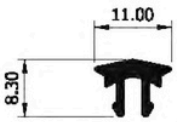

LEG 900-31

0.102 Kg./ml.

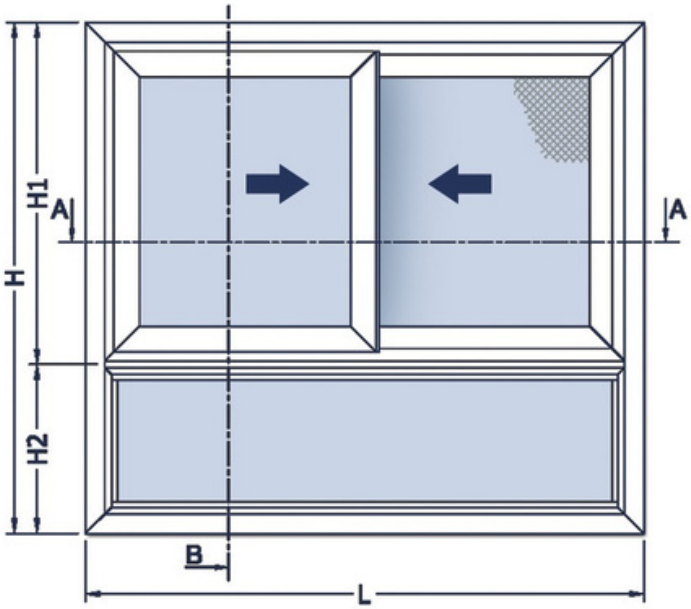

PROFILES CUTTING LIST			
FIGURE	CUTTING LENGTH	PROF . NO	QTY
	L	LEG 900- 04	2
	H 1		2
	L - 10 / 2	LEG 900- 24	4
	H - 74		4
	H - 74	LEG 900-30	2
	L		2
	H		2
	L - 66.8	LEG 304- 34	2
	H - 106.8		2
	L		2
	H		2
	L - 23		1
	L - 25		2
	H - 25		2
	L - 30 / 2		2
	H - 76		2
	L - 161 / 2		2
	H - 142		2
GLASS 4 - 6 mm.	L - 220 / 2	—	2
	H1 - 179		
	L - 78	—	1
	H2 - 78		
	L + 60		2
	H + 60		2
	L + 108		2
	H + 108		2

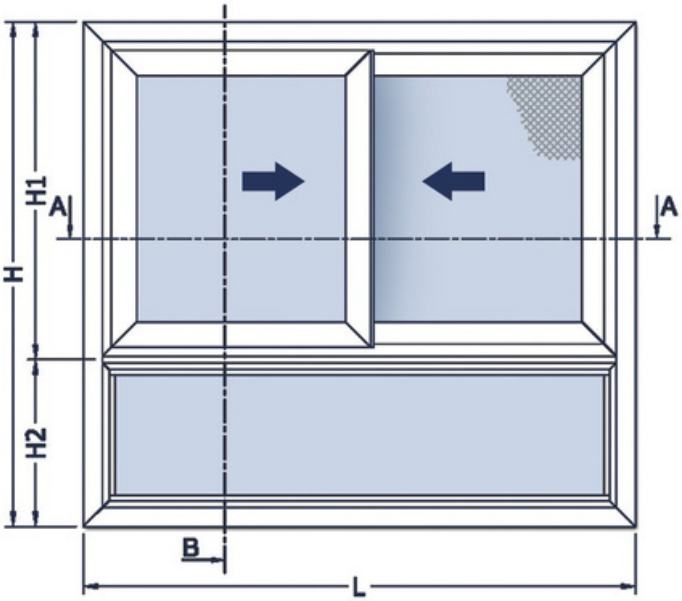

accessories list			
Figure	QTY	ACC . NO	DESCRIPTION
	4	1-01	Corner
	12	1-01"	Corner
	1	2-01	wire assembly kit
	16	1-03	Door assembly angle
	8	1-04	Wire assembly angle
	8	1- 05	Bar assembly corner
	4	1-06"	Wheels
	2	1-08	Dust blocker
	4	1-09"	center stand cover
	4	1-07"	Door stop
	2	1-12	Rain cover
	4L + 4H	GT 0116	Rubber - 3 lines
	4L + 4H	GT 0122	Rubber -GLASS
	L + 2H	GT 0181	Rubber -WIRE
	2L + 2H	GT 0152	Rubber -BAR
	2L+2H / 0.30	1-13	Clips bar
	4L + 6H1	B-02	Brushes 7*7
	2L + 4H	B-03	Brushes 7*5

PROFILES CUTTING LIST			
FIGURE	CUTTING LENGTH	PROF . NO	QTY
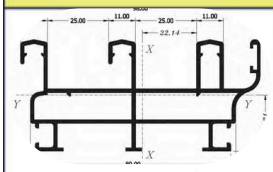	L	LEG 900-10	2
	H		2
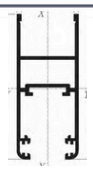	L + 54 / 3	LEG 900- 24	6
	H - 74		6
	H - 74	LEG 900-30	4
	L		2
	H		2
GLASS 4 - 6 mm.	L - 261 / 3	—	3
	H - 179		
	L + 60		2
	H + 60		2
	L + 108		2
	H + 108		2

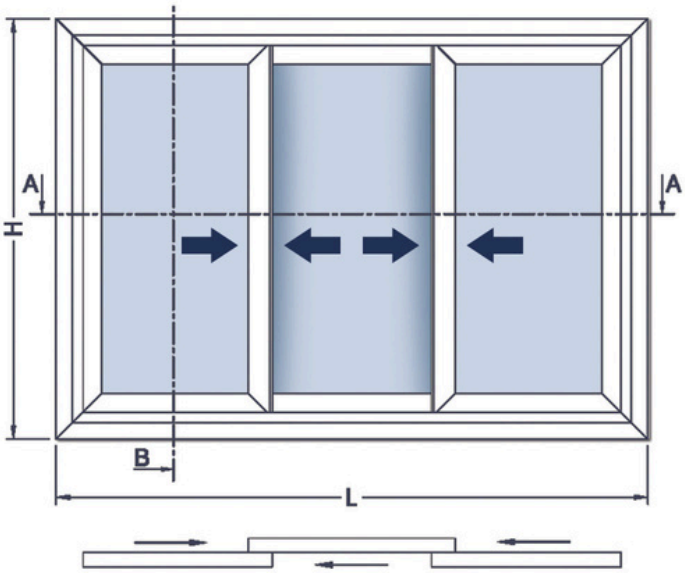

PROFILES CUTTING LIST			
FIGURE	CUTTING LENGTH	PROF . NO	QTY
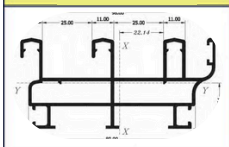	L	LEG 900-10	2
	H		2
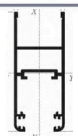	L - 15 / 3	LEG 900- 24	6
	H - 74		6
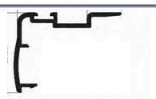	H - 74	LEG 900-30	2
	H - 74	LEG 900-28	1
	L		2
	H		2
GLASS 4 - 6 mm.	L - 330 / 3	—	3
	H - 179		

	L + 60		2
	H + 60		2
	L + 108		2
	H + 108		2

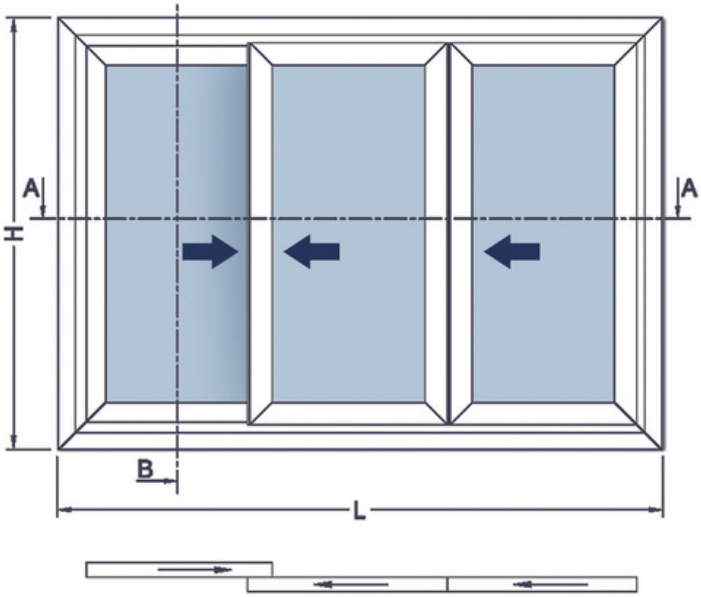

accessories list			
Figure	QTY	ACC . NO	DESCRIPTION
	16	1-01"	Corner
	24	1-03	Door assembly angle
	8	1-04	Wire assembly angle
	4	1- 05	Bar assembly corner
	8	1-06"	Wheels
	2	1-08	Dust blocker
	4	1-09"	center stand cover
	6	1-07"	Door stop
	2	1-12	Rain cover
	2L + 6H	GT 0116	Rubber - 3 lines
	2L + 6H	GT 0122	Rubber -GLASS
	2L+2H / 0.30	1-13	Clips bar
	4L + 8H	B-02	Brushes 7*7

accessories list			
Figure	QTY	ACC . NO	DESCRIPTION
	16	1-01"	Corner
	24	1-03	Door assembly angle
	8	1-04	Wire assembly angle
	4	1- 05	Bar assembly corner
	8	1-06"	Wheels
	4	1-08	Dust blocker
	8	1-09"	center stand cover
	4	1-07"	Door stop
	2	1-12	Rain cover
	2L + 6H	GT 0116	Rubber - 3 lines
	2L + 6H	GT 0122	Rubber -GLASS
	2L+2H / 0.30	1-13	Clips bar
	4L + 8H	B-02	Brushes 7*7

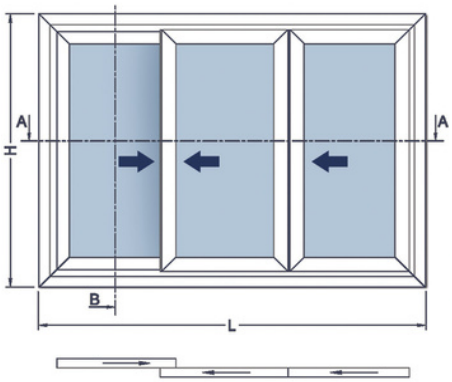

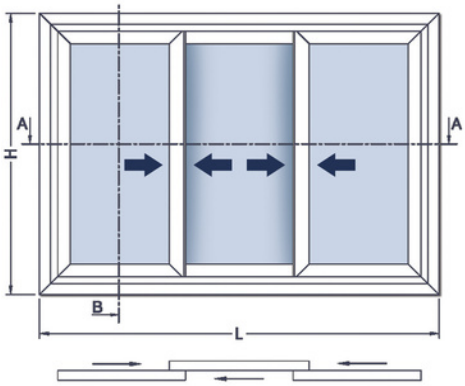

PROFILES CUTTING LIST			
FIGURE	CUTTING LENGTH	PROF . NO	QTY
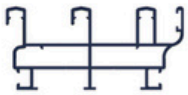	L	LEG 900-10	2
	H		2
	$\frac{L + 54}{3}$	LEG 900- 24	6
	H - 74		6
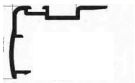	H - 74	LEG 900-30	4
	$\frac{L - 348}{3}$		3
	L		2
	H		2
GLASS 4 - 6 mm.	$\frac{L - 261}{3}$	—	3
	H1 -108.5		
	$\frac{L - 261}{3}$	—	3
	H2 -108.5		

	L + 60		2
	H + 60		2
	L + 108		2
	H + 108		2

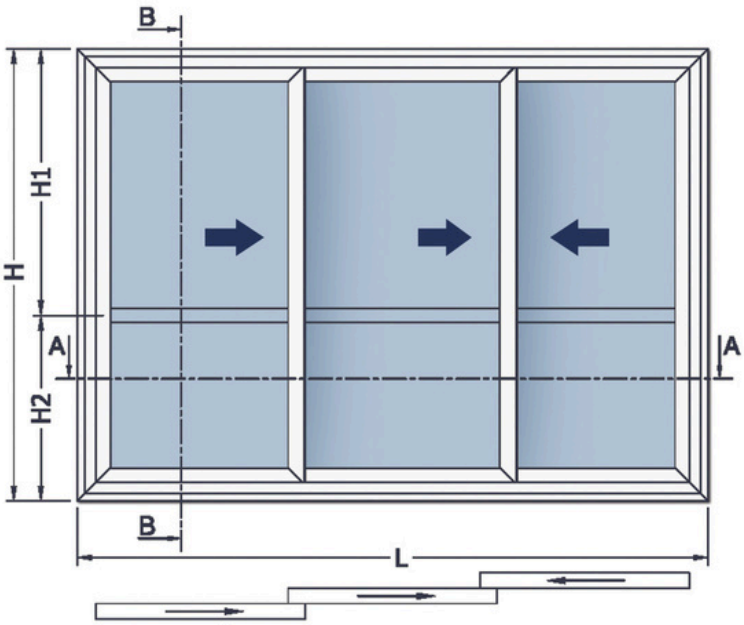

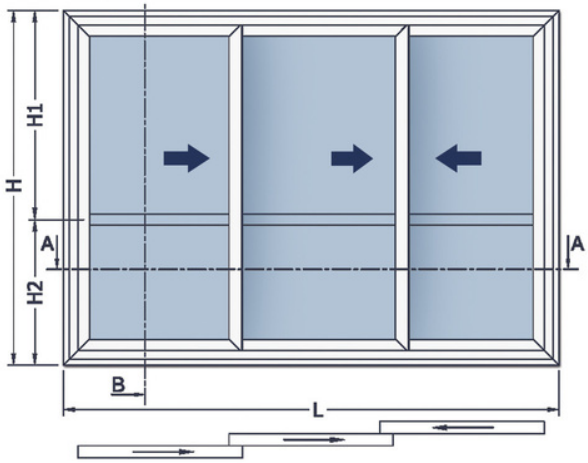

accessories list			
Figure	QTY	ACC . NO	DESCRIPTION
	20	1-01	Corner
	24	1-03	Door assembly angle
	12	1-04	Wire assembly angle
	4	1- 05	Bar assembly corner
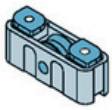	8	1-06"	Wheels
	4	1-08	Dust blocker
	8	1-09"	center stand cover
	4	1-07"	Door stop
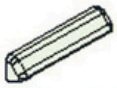	2	1-12	Rain cover
	4L + 6H	GT 0116	Rubber - 3 lines
	4L + 6H	GT 0122	Rubber -GLASS
	2L+2H / 0.30	1-13	Clips bar
	4L + 8H	B-02	Brushes 7*7

PROFILES CUTTING LIST			
FIGURE	CUTTING LENGTH	PROF . NO	QTY
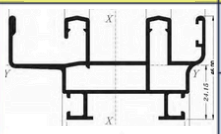	L	LEG 900- 04	2
	H		2
	$\frac{L+50}{4}$	LEG 900- 24	8
	H - 74		8
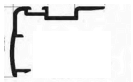	H - 74	LEG 900-30	4
	H - 74	LEG 900-28	1
	L		2
	H		2
GLASS 4 - 6 mm.	$\frac{L-371}{4}$	—	4
	H - 179		

	L - 25		2
	H - 25		2
	$\frac{L+10}{4}$		4
	H - 76		4
	$\frac{L-122}{4}$		4
	H - 142		4

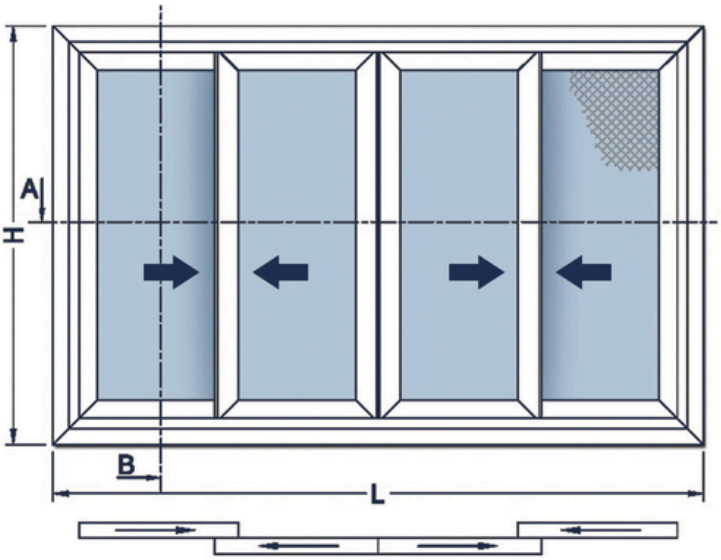

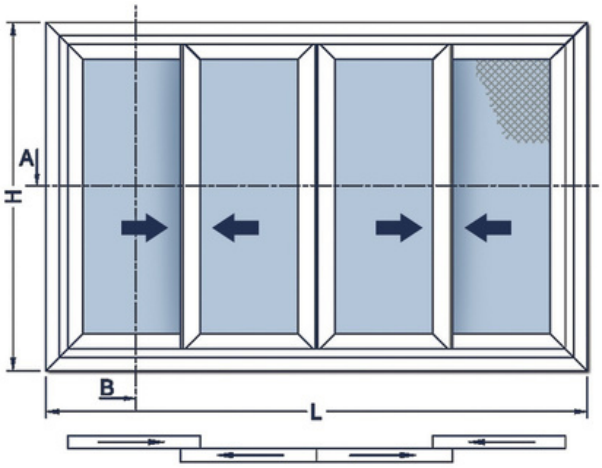

accessories list			
Figure	QTY	ACC . NO	DESCRIPTION
	20	1-01"	Corner
	2	2-01	wire assembly kit
	32	1-03	Door assembly angle
	8	1-04	Wire assembly angle
	4	1- 05	Bar assembly corner
	8	1-06"	Wheels
	4	1-08	Dust blocker
	8	1-09"	center stand cover
	6	1-07"	Door stop
	2	1-12	Rain cover
	2L + 8H	GT 0116	Rubber - 3 lines
	2L + 8H	GT 0122	Rubber -GLASS
	L + 4H	GT 0181	Rubber -WIRE
	2L+2H / 0.30	1-13	Clips bar
	4L + 10H	B-02	Brushes 7*7
	4L + 8H	B-03	Brushes 7*5

PROFILES CUTTING LIST			
FIGURE	CUTTING LENGTH	PROF . NO	QTY
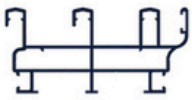	L	LEG 900-10	2
	H		2
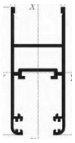	$\frac{L + 178}{6}$	LEG 900- 24	12
	H - 74		12
	H - 74	LEG 900-30	8
	H - 74	LEG 900-28	1
	L		2
	H		2
GLASS 4 - 6 mm.	$\frac{L - 452}{6}$	—	6
	H - 179		

	L + 60		2
	H + 60		2
	L + 108		2
	H + 108		2

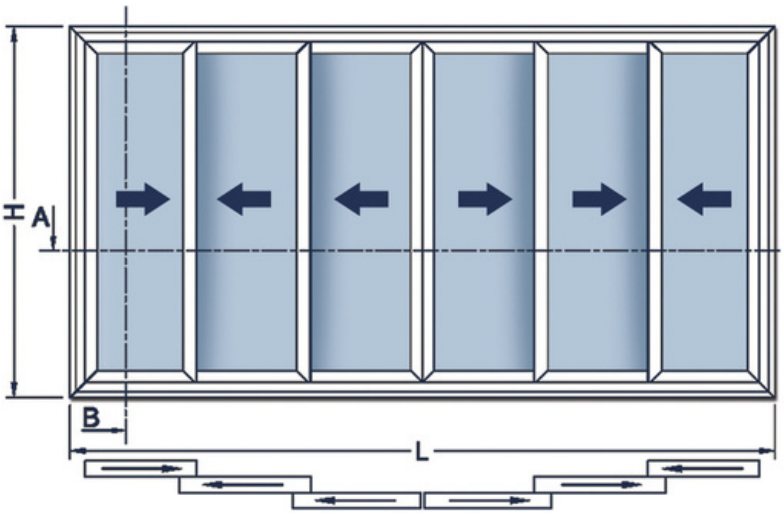

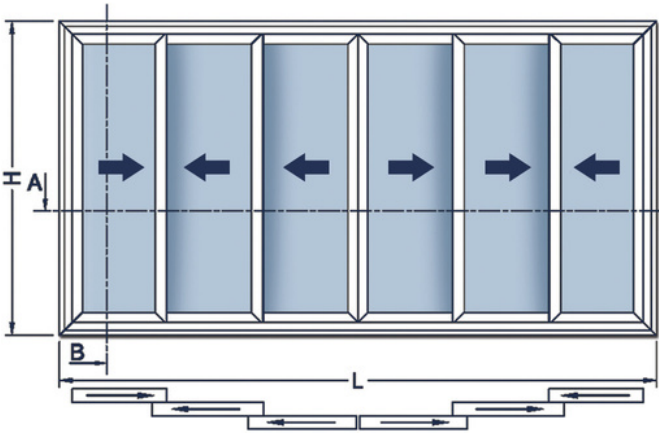

accessories list			
Figure	QTY	ACC . NO	DESCRIPTION
	32	1-01"	Corner
	48	1-03	Door assembly angle
	12	2-01	Wire assembly angle
	4	1- 05	Bar assembly corner
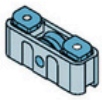	12	1-06"	Wheels
	8	1-08	Dust blocker -
	16	1-09"	center stand cover
	6	1-07"	Door stop
	2	1-12	Rain cover
	4L + 12H	GT 0116	Rubber - 3 lines
	4L + 12H	GT 0122	Rubber -GLASS
	2L+2H / 0.30	1-13	Clips bar
	4L + 14H	B-02	Brushes 7*7

LEG 109

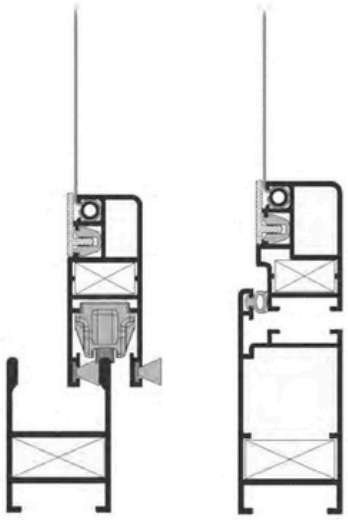

Technical Characterestics :

Frame	Depth	28 mm
	Height	42 mm-to-61 mm
Sash	Depth	28 mm-to-23 mm
	Height	35 mm-to-52 mm

- Complete fly screen solution for hunged and sliding systems.
- Compatible with most of our sliding and hinged systems.
- Can be assembled and installed independently or integrated with our systems.

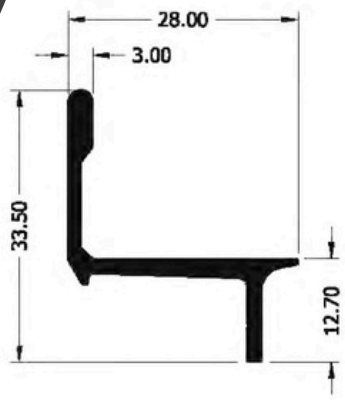

LEG 109 - 01

0.319 Kg./ml.

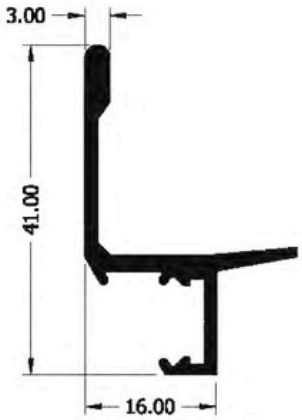

LEG 109 - 02

0.351 Kg./ml.

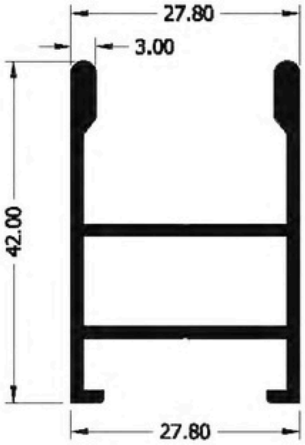

LEG 109 - 03

0.583 Kg./ml.

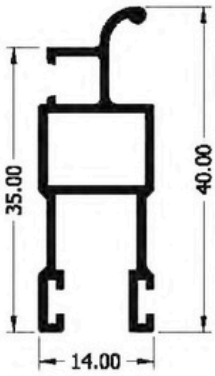

LEG 109 - 04

0.313 Kg./ml.

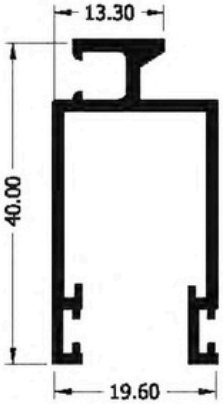

LEG 109 - 05

0.419 Kg./ml.

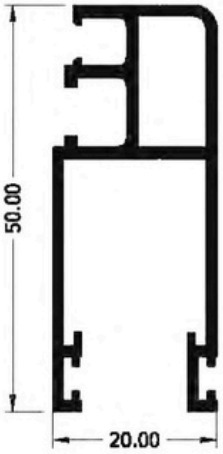

LEG 109 - 06

0.567 Kg./ml.

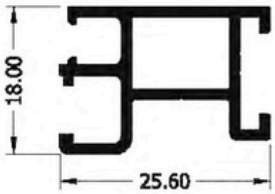

LEG 109 - 07

0.307 Kg./ml.

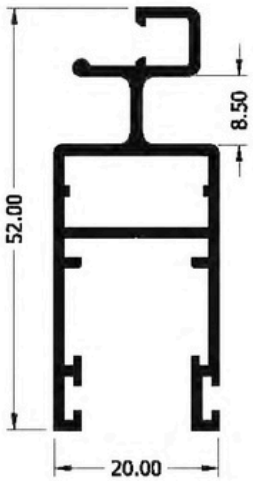

LEG 109 - 08

0.535 Kg./ml.

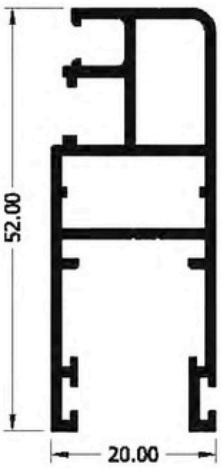

LEG 109 - 09

0.594 Kg./ml.

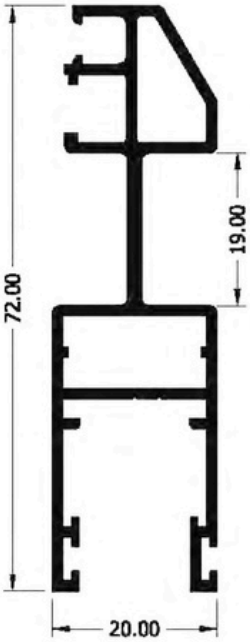

LEG 109 - 10

0.725 Kg./ml.

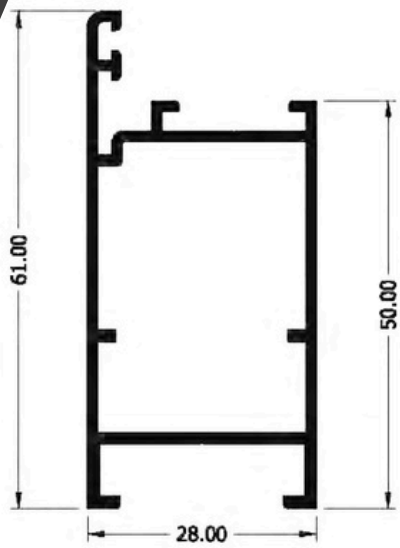

LEG 109 - 11

0.641 Kg./ml.

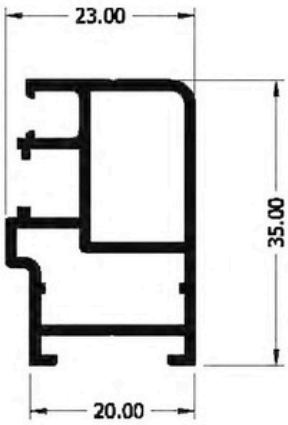

LEG 109 - 12

0.477 Kg./ml.

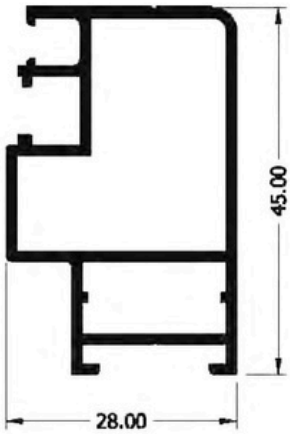

LEG 109 - 13

0.587 Kg./ml.

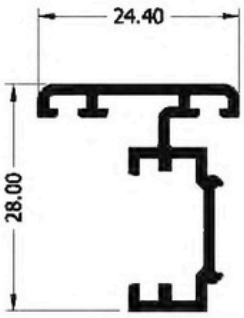

LEG 109 - 14

0.302 Kg./ml.

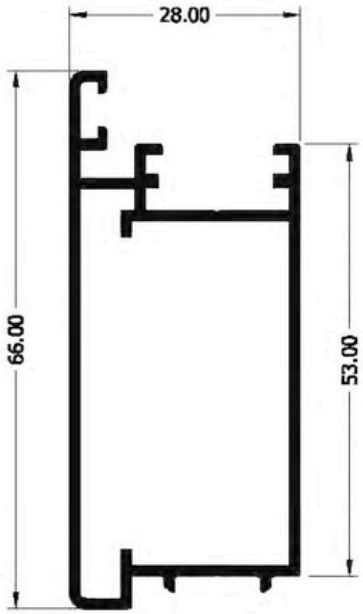

LEG 109 - 15

0.672 Kg./ml.

LEG 109 -16

0.385 Kg./ml.

LEG 109 - 06

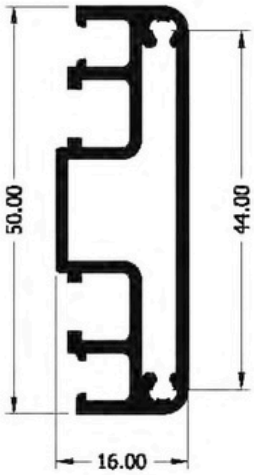

LEG 109 - 17

0.610 Kg./ml.

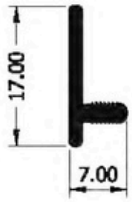

LEG 109 - 18

0.100 Kg./ml.

common profiles

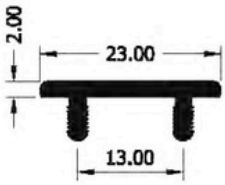

C - 01

0.181 Kg./ml.

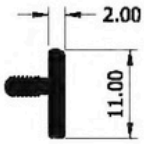

C - 02

0.092 Kg./ml.

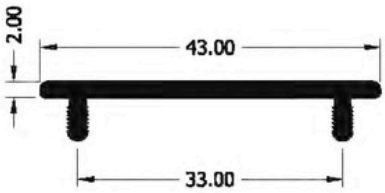

C - 03

0.289 Kg./ml.

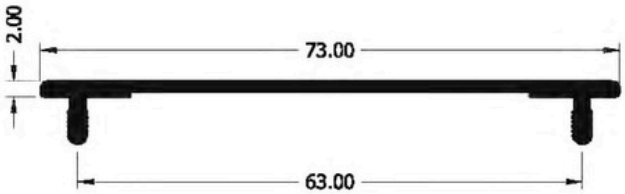

C - 04

0.378 Kg./ml.

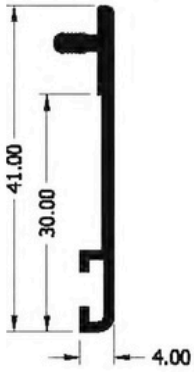

C - 05

0.240 Kg./ml.

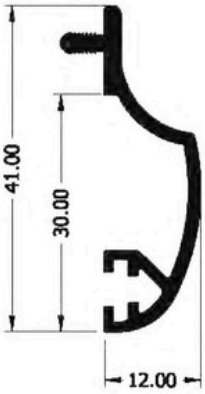

C - 06

0.308 Kg./ml.

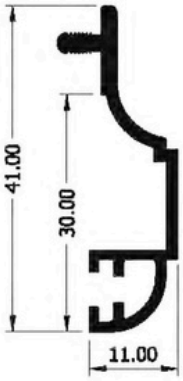

C - 07

0.284 Kg./ml.

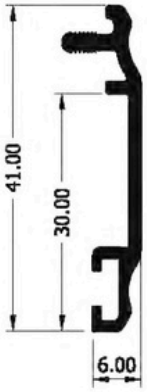

C - 08

0.259 Kg./ml.

C - 09

0.263 Kg./ml.

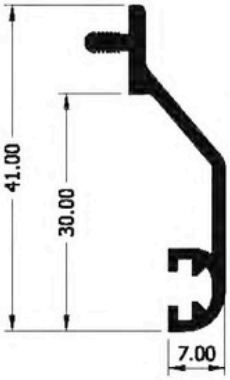

C - 10

0.289 Kg./ml.

common profiles

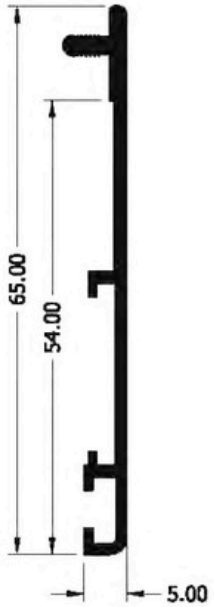

C - 11

0.348 Kg./ml.

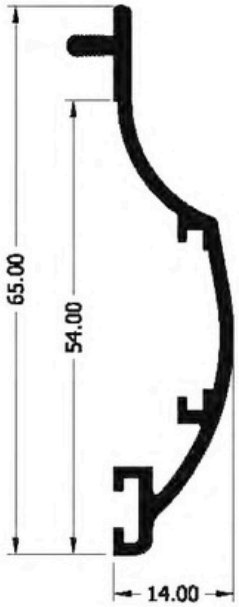

C - 12

0.424 Kg./ml.

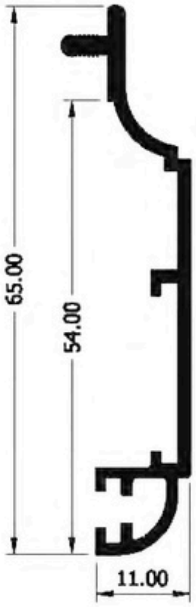

C - 13

0.403 Kg./ml.

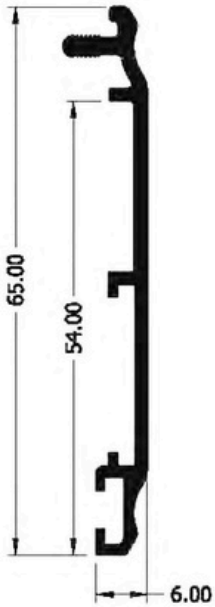

C - 14

0.370 Kg./ml.

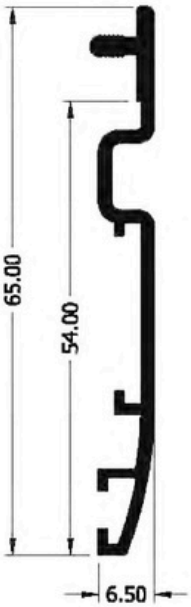

C - 15

0.383 Kg./ml.

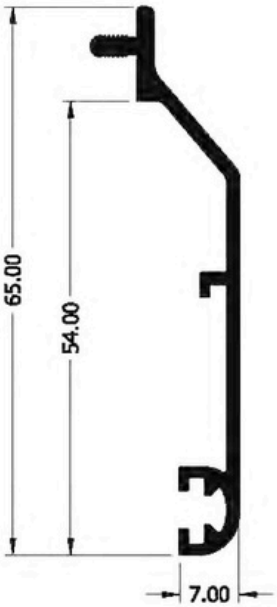

C - 16

0.402 Kg./ml.

common profiles

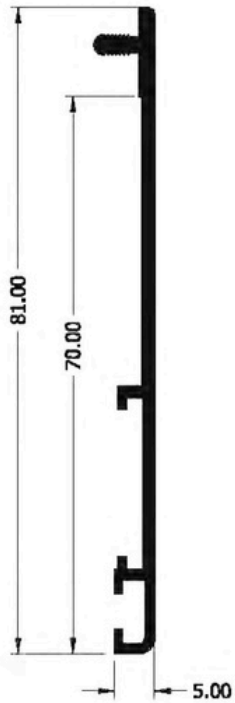

C - 17

0.418 Kg./ml.

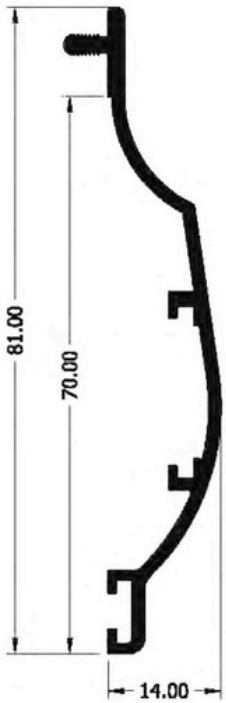

C - 18

0.473 Kg./ml.

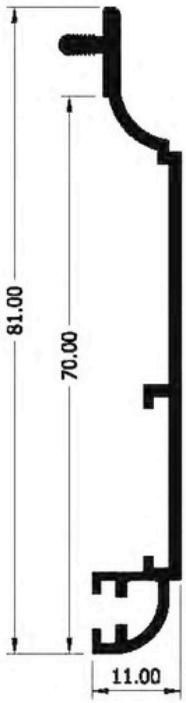

C - 19

0.403 Kg./ml.

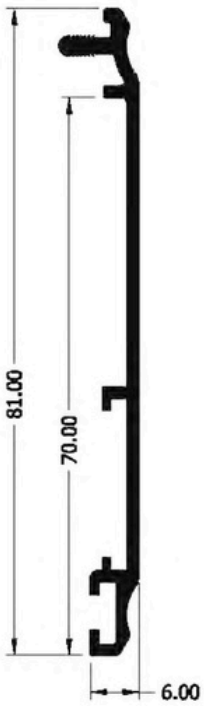

C - 20

0.434 Kg./ml.

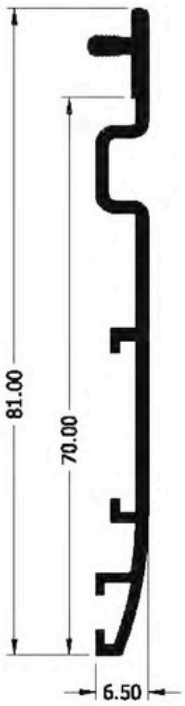

C - 21

0.457 Kg./ml.

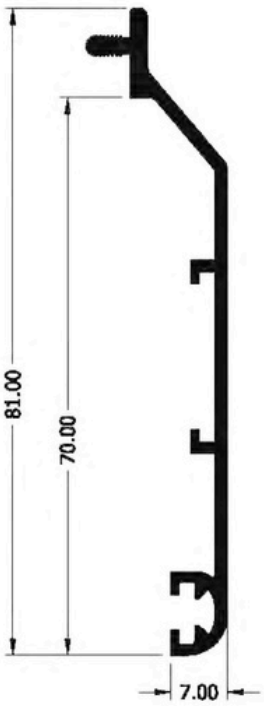

C - 22

0.482 Kg./ml.

Standard Section

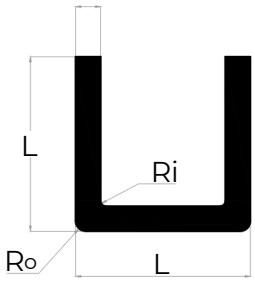

Profile No.	L (mm)	T (mm)	Ro (mm)	Ri (mm)	Weight (Kg/m)	Profile No.	L (mm)	T (mm)	Ro (mm)	Ri (mm)	Weight (Kg/m)
200901	6	1	-	-	0.043						
201203	8	1	-	-	0.059						
201503	10	1	-	-	0.076						
202207	15	1.5	-	-	0.170						
203611	25	2	-	-	0.383						
204310	30	3	-	-	0.680						
205711	40	4	-	-	1.210						
207116	50	5	-	-	1.890						

Standard Section

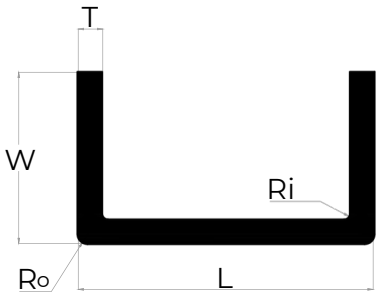

Profile No.	L (mm)	W (mm)	T (mm)	Ro (mm)	Ri (mm)	Weight (Kg/m)	Profile No.	L (mm)	W (mm)	T (mm)	Ro (mm)	Ri (mm)	Weight (Kg/m)
201301	10	8	1	-	-	0.065							
201903	15	10	1.5	-	-	0.130							
202304	20	10	1.5	-	-	0.151							
202506	20	15	1.5	-	-	0.211							
205204	43	30	1	-	-	0.270							
205910	50	30	4	-	-	1.102							
206111	53	30	1	-	-	0.297							
207312	60	40	5	-	-	1.755							
211206	100	50	5	-	-	2.565							

Standard Section

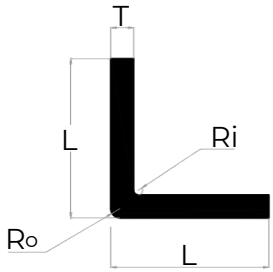

Profile No.	L (mm)	T (mm)	Ro (mm)	Ri (mm)	Weight (Kg/m)
202212	15	0.9	-	-	0.070
202206	15	1	-	-	0.078
202909	20	0.9	-	-	0.095
203617	25	0.9	-	-	0.119
203609	25	1.5	-	-	0.197
204316	30	0.9	-	-	0.143
204314	30	1	-	-	0.159
204306	30	2	-	-	0.313
204317	30	2.5	-	-	0.389
204307	30	3	-	-	0.462

Profile No.	L (mm)	T (mm)	Ro (mm)	Ri (mm)	Weight (Kg/m)
204304	30	4	-	-	0.605
205019	35	3.5	-	-	0.629
205411	38.1	3.18	-	-	0.626
205706	40	4	-	-	0.821
205707	40	5	-	-	1.013
205715	40	40	-	-	0.257
207108	50	3	-	-	0.786
207110	50	4	-	-	1.037
207101	50	5	-	-	1.283
207203	50.8	3.18	-	-	0.842

Standard Section

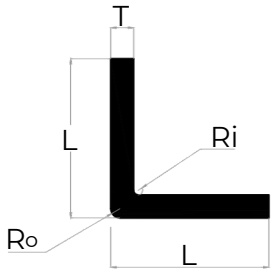

Profile No.	L (mm)	T (mm)	Ro (mm)	Ri (mm)	Weight (Kg/m)	Profile No.	L (mm)	T (mm)	Ro (mm)	Ri (mm)	Weight (Kg/m)
208505	**60**	**3**	**-**	**-**	**0.948**						
208502	**60**	**6**	**-**	**-**	**1.847**						
211405	**80**	**8**	**-**	**-**	**3.283**						
214201	**100**	**10**	**-**	**-**	**5.130**						

Standard Section

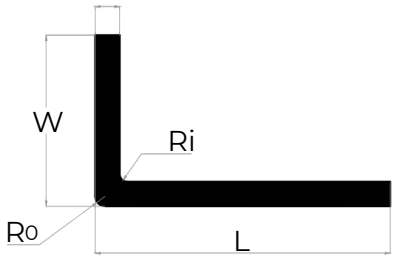

Profile No.	L (mm)	W (mm)	T (mm)	Ro (mm)	Ri (mm)	Weight (Kg/m)
202303	20	10	1.5	-	-	0.116
203211	25	20	3	-	-	0.340
203402	30	15	2	-	-	0.232
203706	30	20	2	-	-	0.259
204203	40	10	2	-	-	0.259
208109	40	10	3	-	-	0.867
204512	40	20	0.9	-	-	0.143
205404	50	20	2	-	-	0.367
205904	50	30	3	-	-	0.624
205905	50	30	4	-	-	0.821

Profile No.	L (mm)	W (mm)	T (mm)	Ro (mm)	Ri (mm)	Weight (Kg/m)
206205	50	35	3	-	-	0.664
206505	50	40	3	-	-	0.705
206803	60	30	3	-	-	0.705
207304	60	40	2	-	-	0.529
207301	60	40	3	-	-	0.786
209001	80	40	4	-	-	1.253
211202	100	50	5	-	-	1.958

Standard Section



Profile No.	L (mm)	T (mm)	R (mm)	Weight (Kg/m)	Profile No.	L (mm)	T (mm)	R (mm)	Weight (Kg/m)
201705	15.88	6.35	-	0.273	203202	30	10	-	0.810
202006	19.05	4.76	-	0.246	203213	31.75	3.18	-	0.273
202101	20	3	-	0.162	203214	31.75	4.76	-	0.408
202501	20	15	-	0.810	203804	31.75	19.05	-	1.634
202702	25	10	-	0.675	204102	35	20	-	1.890
202801	25	12	-	0.810	204401	35	25	-	2.363
203301	25	20	-	1.350	204301	38.1	19.05	-	1.960
203212	25.4	19.05	-	1.307	204607	38.1	25.4	-	2.614
203101	30	3	-	0.243	204109	40	2	-	0.216
203103	30	5	-	0.405	204103	40	3	-	0.324

Standard Section



Profile No.	L (mm)	T (mm)	R (mm)	Weight (Kg/m)	Profile No.	L (mm)	T (mm)	R (mm)	Weight (Kg/m)
204105	40	5	-	0.540	205402	50	20	-	2.700
204101	40	8	-	0.864	205601	50	25	-	3.375
204201	40	10	-	1.080	205902	50	30	-	4.050
204302	40	15	-	1.620	206201	50	35	-	4.725
204501	40	20	-	2.160	206501	50	40	-	5.400
204801	40	25	-	2.700	206103	60	3	-	0.486
205002	40	30	-	3.240	206105	60	5	-	0.810
205104	50	3	-	0.405	206101	60	6	-	0.972
205106	50	5	-	0.675	206401	60	20	-	3.240
205101	50	6	-	0.810	206502	60	25	-	4.050

Standard Section



Profile No.	L (mm)	T (mm)	R (mm)	Weight (Kg/m)	Profile No.	L (mm)	T (mm)	R (mm)	Weight (Kg/m)
207302	60	40	-	6.480	208108	80	12	-	2.592
207901	60	50	-	8.100	208201	80	15	-	3.240
207106	70	3	-	0.567	208301	80	20	-	4.320
207102	70	8	-	1.512	208401	80	25	-	5.400
208104	70	40	-	7.560	209002	80	40	-	8.640
208701	70	50	-	9.450	209501	80	50	-	10.800
207802	76.2	12.7	-	2.614	209105	88.9	15.88	-	3.810
208101	80	4	-	0.864	209203	90	15	-	3.645
208106	80	8	-	1.728	209301	90	20	-	4.860
208107	80	10	-	2.160	210303	90	50	-	12.150

Standard Section



Profile No.	L (mm)	T (mm)	R (mm)	Weight (Kg/m)	Profile No.	L (mm)	T (mm)	R (mm)	Weight (Kg/m)
210101	100	5	-	1.350	212302	120	25	-	8.100
210106	100	8	-	2.160	213003	120	50	-	16.200
210103	100	10	-	2.700	213101	130	10	-	3.510
210202	100	20	-	5.400	215101	150	15	-	6.075
210401	100	25	-	6.750	215201	150	20	-	8.100
210503	100	30	-	8.100	215601	150	40	-	16.200
210803	100	40	-	10.800	215903	150	50	-	20.250
211201	100	50	-	13.500	217904	177.8	9.53	-	4.574
210403	101.6	19.05	-	5.225	217903	177.8	19.05	-	9.145
212105	120	8	-	2.592	218201	180	20	-	9.720

Standard Section



Profile No.	L (mm)	T (mm)	R (mm)	Weight (Kg/m)	Profile No.	L (mm)	T (mm)	R (mm)	Weight (Kg/m)
220102	200	10	-	5.400	230101	300	10	-	8.100
220106	200	12	-	6.480					
220101	200	15	-	8.100					
220202	200	25	-	13.500					
220301	200	30	-	16.200					
220502	203.2	22.23	-	12.193					
222102	220	10	-	5.940					
222101	220	20	-	11.880					
225102	250	10	-	6.750					
225103	250	15	-	10.125					

Standard Section

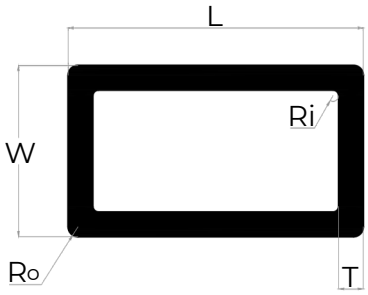

Profile No.	L (mm)	W (mm)	T (mm)	Ro (mm)	Ri (mm)	Weight (Kg/m)	Profile No.	L (mm)	W (mm)	T (mm)	Ro (mm)	Ri (mm)	Weight (Kg/m)
102301	20	10	2	-	-	0.281	105401	50	20	2	-	-	0.713
102506	20	15	2	-	-	0.335	105601	50	25	2	-	-	0.767
103402	30	15	1.5	-	-	0.340	105902	50	30	2	-	-	0.821
103401	30	15	2	-	-	0.443	105901	50	30	3	-	-	1.199
103701	30	20	2	-	-	0.497	106401	60	20	2	-	-	0.821
104303	40	15	2	-	-	0.551	106802	60	30	2	-	-	0.929
104514	40	20	1.3	-	-	0.402	106801	60	30	3	-	-	1.361
104501	40	20	2	-	-	0.605	107311	60	40	0.9	-	-	0.478
104801	40	25	2	-	-	0.659	107306	60	40	1.3	-	-	0.683
105003	40	30	2	-	-	0.713	107302	60	40	2	-	-	1.037

Standard Section

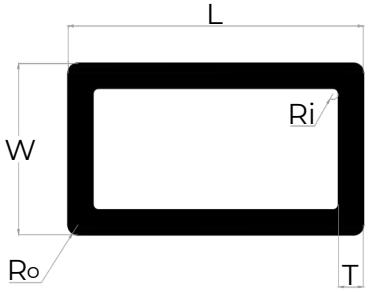

Profile No.	L (mm)	W (mm)	T (mm)	Ro (mm)	Ri (mm)	Weight (Kg/m)
107301	60	40	4	-	-	1.987
108312	80	20	1.3	-	-	0.683
108302	80	20	2	-	-	1.037
104515	80	40	0.9	-	-	0.284
109016	80	40	0.9	-	-	0.575
109002	80	40	2	-	-	1.253
109004	80	40	3	-	-	1.847
109005	80	40	4	-	-	2.419
109501	80	50	4	-	-	2.635
110401	100	25	2	-	-	1.307

Profile No.	L (mm)	W (mm)	T (mm)	Ro (mm)	Ri (mm)	Weight (Kg/m)
110801	100	40	2	-	-	1.469
111204	100	50	2	-	-	1.577
111201	100	50	3	-	-	2.333
111202	100	50	4	-	-	3.067
112703	120	40	1.3	-	-	1.104
113001	120	50	4	-	-	3.499
113501	120	60	4	-	-	3.715
114503	120	80	3	-	-	3.143
115202	150	20	2	-	-	1.793
115902	150	50	4	-	-	4.147

Standard Section

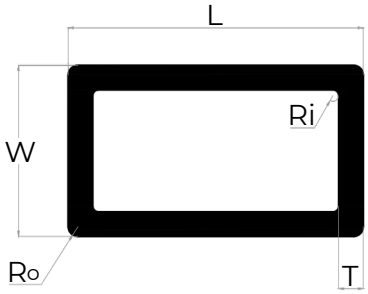

Profile No.	L (mm)	W (mm)	T (mm)	Ro (mm)	Ri (mm)	Weight (Kg/m)	Profile No.	L (mm)	W (mm)	T (mm)	Ro (mm)	Ri (mm)	Weight (Kg/m)
118403	152.4	101.6	12.7	-	-	15.676							
116802	160	50	1.8	-	-	2.006							
116801	160	50	2	-	-	2.225							
120701	200	50	2	-	-	2.657							
121203	200	70	2.2	-	-	3.156							
121202	200	70	3	-	-	4.277							
122402	200	100	2.5	-	-	3.983							
122404	200	100	5	-	-	7.830							
122801	203.2	101.6	6.35	-	-	10.017							

Standard Section



Profile No.	D (mm)	Weight (Kg/m)	Profile No.	D (mm)	Weight (Kg/m)
200401	4	0.035	207501	75	11.929
200801	8	0.135	208001	80	13.573
203001	30	1.909	209010	90	17.177
203501	35	2.600			
204001	40	3.394			
204502	45	4.296			
205004	50	5.303			
205503	55	6.415			
206001	60	7.636			
207001	70	10.392			

Standard Section

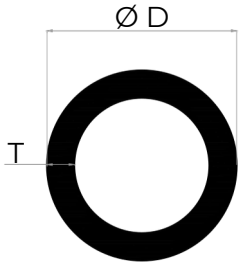

Profile No.	D (mm)	T (mm)	Weight (Kg/m)	Profile No.	D (mm)	T (mm)	Weight (Kg/m)
100601	6	1	0.043	103208	31.75	4.76	1.091
101001	10	1	0.076	103207	31.75	6.35	1.369
101201	12	1	0.095	103202	32	2	0.508
102005	20	1	0.162	103503	35	2	0.559
102202	22	2	0.340	103504	35	2.5	0.689
102501	25	3	0.559	103902	38.1	4.75	1.345
102601	25.4	6.35	1.026	103903	38.1	9.53	2.309
102801	28	2	0.440	104003	40	2	0.645
103004	30	2	0.475	104006	40	3	0.942
103002	30	5	1.061	104002	40	5	1.485

Standard Section

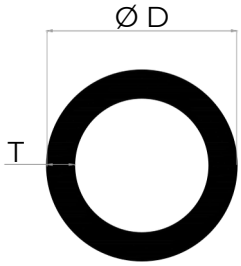

Profile No.	D (mm)	T (mm)	Weight (Kg/m)	Profile No.	D (mm)	T (mm)	Weight (Kg/m)
104001	40	10	2.543	105011	50	2.5	1.007
104201	42	3	0.994	105002	50	3	1.196
104519	44.45	3.18	1.112	105013	50	5	1.909
104520	44.45	4.76	1.604	105105	50.8	10	3.335
104518	44.45	6.35	2.052	106004	60	5	2.333
104521	44.45	9.53	2.822	106107	60.33	3.91	1.871
104517	44.45	12.7	3.421	106108	60.33	5.54	2.573
104506	45	5	1.696	106407	63.5	4.76	2.373
104902	48.26	3.68	1.393	106406	63.5	19.05	7.182
105010	50	2	0.815	107502	75	5	2.970

Standard Section

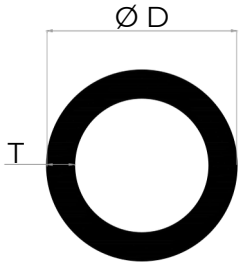

Profile No.	D (mm)	T (mm)	Weight (Kg/m)	Profile No.	D (mm)	T (mm)	Weight (Kg/m)
107708	76.2	4.76	2.886	110210	101.6	5.74	4.668
107709	76.2	9.53	5.387	110211	101.6	9.53	7.439
107706	76.2	12.7	6.842	112005	120	3	2.978
107707	76.2	19.05	9.234				
108001	80	3	1.960				
108002	80	5	3.181				
108907	88.9	3.175	2.309				
108903	88.9	5.49	3.883				
108904	88.9	7.62	5.254				
108906	88.9	19.05	11.286				

Standard Section

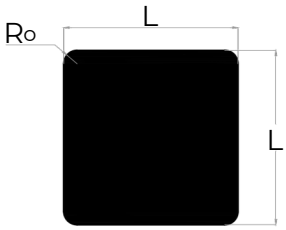

Profile No.		L (mm)	Ro (mm)		Weight (Kg/m)	Profile No.	D (mm)	T (mm)	Weight (Kg/m)
202901	-	20	-	-	1.080				
203605	-	25	-	-	1.688				
204303	-	30	-	-	2.430				
205703	-	40	-	-	4.320				
207103	-	50	-	-	6.750				
208501	-	60	-	-	9.720				
210804	-	76.2	-	-	15.676				
211409	-	80	-	-	17.280				

Standard Section

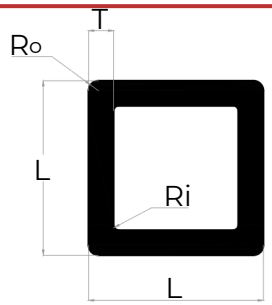

Profile No.	L (mm)	T (mm)	Ro (mm)	Ri (mm)	Weight (Kg/m)	Profile No.	L (mm)	T (mm)	Ro (mm)	Ri (mm)	Weight (Kg/m)
101501	10	1	-	-	0.097	105015	35	0.75	-	-	0.278
102205	15	1	-	-	0.151	105715	40	0.9	-	-	0.381
102206	15	2	-	-	0.281	107113	40	0.9	-	-	0.478
102901	20	1.5	-	-	0.300	105708	40	1.2	-	-	0.502
102902	20	2	-	-	0.389	105701	40	2	-	-	0.821
103606	25	0.85	-	-	0.221	105702	40	3	-	-	1.199
103602	25	1.5	-	-	0.381	105703	40	4	-	-	1.555
103601	25	2	-	-	0.497	107102	50	2	-	-	1.037
104301	30	2	-	-	0.605	107103	50	3	-	-	1.523
104302	30	3	-	-	0.875	107105	50	4	-	-	1.987

Standard Section

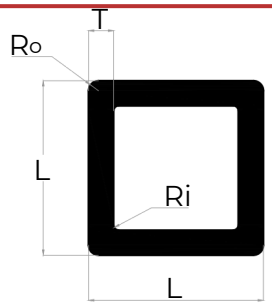

Profile No.	L (mm)	T (mm)	Ro (mm)	Ri (mm)	Weight (Kg/m)
107101	50	5	-	-	2.430
108505	60	0.9	-	-	0.575
108501	60	4	-	-	2.419
111405	80	3	-	-	2.495
111403	80	4	-	-	3.283
111413	80	5	-	-	4.050
112801	90	4	-	-	3.715
114203	100	2	-	-	2.117
114202	100	4	-	-	4.147
114403	101.6	12.7	-	-	12.193

Profile No.	L (mm)	T (mm)	Ro (mm)	Ri (mm)	Weight (Kg/m)
118401	130	2.4	-	-	3.308
122701	160	9	-	-	14.677
125501	180	10	-	-	18.360
128301	200	3.5	-	-	7.428

Standard Section

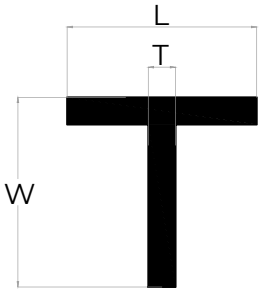

Profile No.	L (mm)	W (mm)	T (mm)	Weight (Kg/m)
201902	15	15	1.5	0.116
202505	20	20	1.5	0.157
203207	25	25	2	0.259
205017	40	40	4	0.821
206303	50	50	5	1.283
207505	60	60	6	1.847

Profile No.	L (mm)	T (mm)	R (mm)	Weight (Kg/m)

GENERAL CATALOGUE